

## Company Profile

claro holding co.,ltd, is a leading China lighting manufacturer and worldwide exporter. Our mission is to provide our customers with high quality lighting products, value-based attractive prices, on-time delivery, and outstanding professional services.

Claro is our registered lighting brand but we also manufacture private label products according to the needs of our clients. We specialize in meeting the technical and comercial needs of our customers. Please contact us with your specific needs.

Our factory focuses on the middle and high-end LED lighting products. Our main items include: LED wall light,LED flood lights, LED high bay lights, LED street lights, etc.

We have more than 10 years of LED lighting R&D, production, sales experience; we cooperate with world famous manufacturers: CREE, Bridgelux, PHILIPS, Samsung and Mean Well and give 3 to 5 years warranty for products to our customers. And our company passed the 9001:2008 ISO international quality standard system certifications, the products passed the: CE, ETL TUV, ERP, ROHS, NOM and other related certifications.

We provide lighting products to customers in fifty-eight countries including North America, Europe, Australia, Central America, South America, Africa, Asia and Middle East.

The whole staffs from CLARO sincerely welcome the customer from all over the world to talk business and make cooperation with us. Hope we can be trustworthy partner in near future!

### PERFIL DE LA EMPRESA:

claro holding co.,ltd, es un fabricante lider de iluminacion de China y exportador mundial. Nuestra mision es proporcionar a nuestros clientes productos de iluminacion de alta calidad, precios atractivos basados en el valor, entrega a tiempo y excelentes servicios profesionales.

Claro es nuestra marca de iluminacion registrada, pero tambien fabricamos productos de marca privada de acuerdo a las necesidades de nuestros clientes. Nos especializamos en satisfacer las necesidades tecnicas y comerciales de nuestros clientes. Pongase en contacto con nosotros con sus necesidades especificas.

Nuestra fabrica se centra en los productos de iluminacion LED de gama media y alta. Nuestros articulos principales incluyen: LED wall light,LED flood lights, LED high bay lights, LED street lights, etc.

Tenemos mas de 10 anos de iluminacion LED I + D, produccion, experiencia en ventas; cooperamos con fabricantes de fama mundial: CREE, Bridgelux, PHILIPS, Samsung y Mean Well y otorgamos de 3 a 5 anos de garantia para los productos a nuestros clientes. Y nuestra compana paso las certificaciones de sistema de calidad internacional ISO 9001: 2008, los productos pasaron: CE, ETL TUV, ERP, ROHS, NOM y otras certificaciones relacionadas.

Ofrecemos productos de iluminacion a clientes en 58 paises, incluyendo America del Norte, Europa, Australia, America Central, America del Sur, africa, Asia y Oriente Medio.

Todo el personal de CLARO da la bienvenida sinceramente a los clientes de todo el mundo para hablar de negocios y cooperar con nosotros. ¡Espero que podamos ser socios confiables en un futuro cercano!





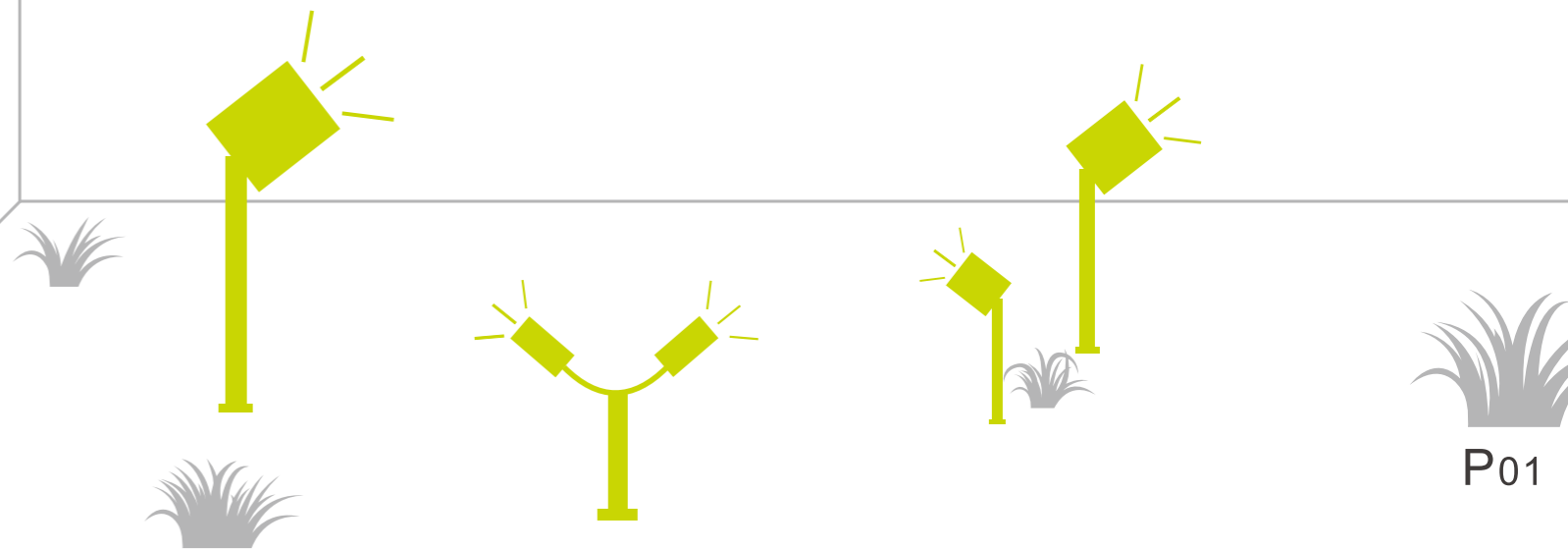
# PRODUCT CATALOGUE

## 产品目录

- | LED SPIKE LIGHT  
LED地插灯 ..... 01-13
- | LED CORNER STEP LIGHT  
LED墙角灯 ..... 14-29
- | LED UNDERGROUND LIGHT  
LED地埋灯 ..... 30-44
- | LED CYLINDRICAL LAMP  
LED柱头灯 ..... 45-49
- | LED GARDEN LIGHT  
LED草坪灯 ..... 50-64
- | LED OUTDOOR WALL LIGHT  
LED壁灯 ..... 65-110



LED  
SPIKE  
LIGHT





# LED SPIKE LIGHT

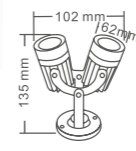
MK-D0103-3W GY BK

POWER:3W  
CHIP:COB  
IP RATING:IP65  
SIZE:L45\*W45\*H105mm  
BEAM ANGLE:30°  
MATERIAL:Aluminum+PMMA+Glass  
INPUT:AC100-240V 50/60Hz



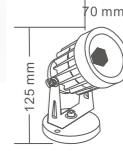
MK2011/GR-6W GY BK

POWER:6W  
CHIP:COB  
IP RATING:IP65  
SIZE:L102\*W62\*H135mm  
BEAM ANGLE:30°  
MATERIAL:Aluminum+PMMA+Glass  
INPUT:AC100-240V 50/60Hz



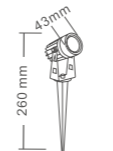
MK2008/GR-5W GY BK

POWER:5W  
CHIP:COB  
IP RATING:IP65  
SIZE:D70\*H125mm  
BEAM ANGLE:30°  
MATERIAL:Aluminum+PMMA+Glass  
INPUT:AC100-240V 50/60Hz



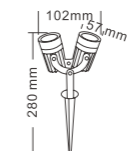
MK-C0103-3W GY BK

POWER:3W  
CHIP:COB  
IP RATING:IP65  
SIZE:D43\*H260mm  
BEAM ANGLE:30°  
MATERIAL:Aluminum+PMMA+Glass  
INPUT:AC100-240V 50/60Hz



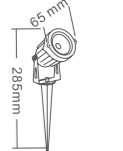
MK2813/GR-6W GY BK

POWER:6W  
CHIP:COB  
IP RATING:IP65  
SIZE:L102\*W57\*H280mm  
BEAM ANGLE:30°  
MATERIAL:Aluminum+PMMA+Glass  
INPUT:AC100-240V 50/60Hz



MK2807/GR-5W GY BK

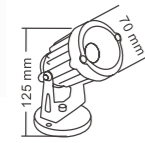
POWER:5W  
CHIP:COB  
IP RATING:IP65  
SIZE:D65\*H285mm  
BEAM ANGLE:30°  
MATERIAL:Aluminum+PMMA+Glass  
INPUT:AC100-240V 50/60Hz





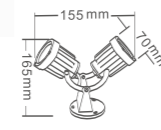
**MK2006/GR-7W** GY BK

POWER:7W  
CHIP:COB  
IP RATING:IP65  
SIZE:D70\*H125mm  
BEAM ANGLE:30°  
MATERIAL:Aluminum+PMMA+Glass  
INPUT:AC100-240V 50/60Hz



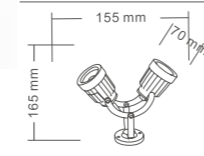
**MK2009/GR-15W** GY BK

POWER:15W  
CHIP:COB  
IP RATING:IP65  
SIZE:L155\*W70\*H165mm  
BEAM ANGLE:30°  
MATERIAL:Aluminum+PMMA+Glass  
INPUT:AC100-240V 50/60Hz




**MK2011/GR-10W** GY BK

POWER:10W  
CHIP:COB  
IP RATING:IP65  
SIZE:L155W\*70\*H165mm  
BEAM ANGLE:30°  
MATERIAL:Aluminum+PMMA+Glass  
INPUT:AC100-240V 50/60Hz



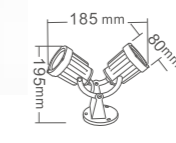
**MK2006/GR-12W/15W** GY BK

POWER:12W/15W  
CHIP:COB  
IP RATING:IP65  
SIZE:D80\*H148mm  
BEAM ANGLE:30°  
MATERIAL:Aluminum+PMMA+Glass  
INPUT:AC100-240V 50/60Hz



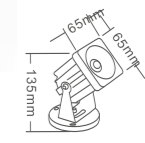
**MK2009/GR-30W** GY BK

POWER:30W  
CHIP:COB  
IP RATING:IP65  
SIZE:L185\*W80\*H195mm  
BEAM ANGLE:30°  
MATERIAL:Aluminum+PMMA+Glass  
INPUT:AC100-240V 50/60Hz




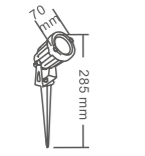
**MK2005/GR-10W** GY BK

POWER:10W  
CHIP:COB  
IP RATING:IP65  
SIZE:L65\*W65\*H135mm  
BEAM ANGLE:30°  
MATERIAL:Aluminum+PMMA+Glass  
INPUT:AC100-240V 50/60Hz



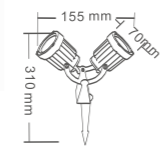
**MK2802/GR-7W** GY BK

POWER:7W  
CHIP:COB  
IP RATING:IP65  
SIZE:D70\*H285mm  
BEAM ANGLE:30°  
MATERIAL:Aluminum+PMMA+Glass  
INPUT:AC100-240V 50/60Hz



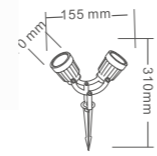
**MK2812/GR-15W** GY BK

POWER:15W  
CHIP:COB  
IP RATING:IP65  
SIZE:L155\*W70\*H310mm  
BEAM ANGLE:30°  
MATERIAL:Aluminum+PMMA+Glass  
INPUT:AC100-240V 50/60Hz



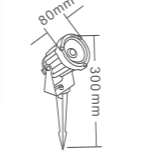
**MK2813/GR-10W** GY BK

POWER:10W  
CHIP:COB  
IP RATING:IP65  
SIZE:L155\*W70\*H310mm  
BEAM ANGLE:30°  
MATERIAL:Aluminum+PMMA+Glass  
INPUT:AC100-240V 50/60Hz



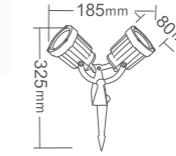
**MK2802/GR-12W/15W** GY BK

POWER:12W/15W  
CHIP:COB  
IP RATING:IP65  
SIZE:D80\*H300mm  
BEAM ANGLE:30°  
MATERIAL:Aluminum+PMMA+Glass  
INPUT:AC100-240V 50/60Hz





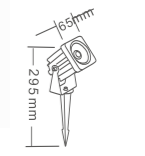
**MK2812/GR-30W** GY BK

POWER:30W  
CHIP:COB  
IP RATING:IP65  
SIZE:L185\*W80\*H325mm  
BEAM ANGLE:30°  
MATERIAL:Aluminum+PMMA+Glass  
INPUT:AC100-240V 50/60Hz



**MK2810/GR-10W** GY BK

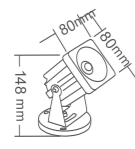
POWER:10W  
CHIP:COB  
IP RATING:IP65  
SIZE:L65\*W65\*H295mm  
BEAM ANGLE:30°  
MATERIAL:Aluminum+PMMA+Glass  
INPUT:AC100-240V 50/60Hz





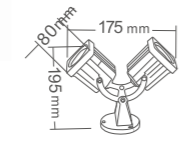
MK2005/GR-15W GY BK

POWER:15W  
CHIP:COB  
IP RATING:IP65  
SIZE:L80\*W80\*H148mm  
BEAM ANGLE:30°  
MATERIAL:Aluminum+PMMA+Glass  
INPUT:AC100-240V 50/60Hz



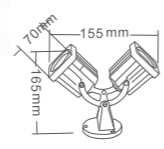
MK2010/GR-30W GY BK

POWER:30W  
CHIP:COB  
IP RATING:IP65  
SIZE:L175\*W80\*H195mm  
BEAM ANGLE:30°  
MATERIAL:Aluminum+PMMA+Glass  
INPUT:AC100-240V 50/60Hz



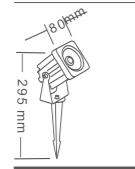
MK2010/GR-20W GY BK

POWER:20W  
CHIP:COB  
IP RATING:IP65  
SIZE:L155\*W70\*H165mm  
BEAM ANGLE:30°  
MATERIAL:Aluminum+PMMA+Glass  
INPUT:AC100-240V 50/60Hz



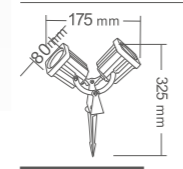
MK2810/GR-15W GY BK

POWER:15W  
CHIP:COB  
IP RATING:IP65  
SIZE:L80\*W80\*H295mm  
BEAM ANGLE:30°  
MATERIAL:Aluminum+PMMA+Glass  
INPUT:AC100-240V 50/60Hz



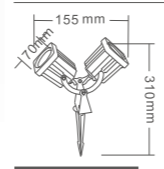
MK2811/GR-30W GY BK

POWER:30W  
CHIP:COB  
IP RATING:IP65  
SIZE:L175\*W80\*H325mm  
BEAM ANGLE:30°  
MATERIAL:Aluminum+PMMA+Glass  
INPUT:AC100-240V 50/60Hz



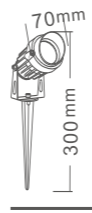
MK2011/GR-20W GY BK

POWER:20W  
CHIP:COB  
IP RATING:IP65  
SIZE:L155\*W70\*H310mm  
BEAM ANGLE:30°  
MATERIAL:Aluminum+PMMA+Glass  
INPUT:AC100-240V 50/60Hz



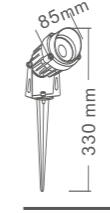
MK2815/GR-7W GY BK

POWER:7W  
CHIP:COB  
IP RATING:IP65  
SIZE:D70\*H300mm  
BEAM ANGLE:30°  
MATERIAL:Aluminum+PMMA+Glass  
INPUT:AC100-240V 50/60Hz





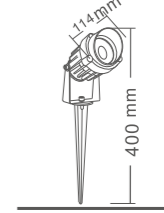
MK2815/GR-12W/15W GY BK

POWER:12W/15W  
CHIP:COB  
IP RATING:IP65  
SIZE:D85\*H330mm  
BEAM ANGLE:30°  
MATERIAL:Aluminum+PMMA+Glass  
INPUT:AC100-240V 50/60Hz



MK2815/GR-25W GY BK

POWER:25W  
CHIP:COB  
IP RATING:IP65  
SIZE:D114\*H400mm  
BEAM ANGLE:30°  
MATERIAL:Aluminum+PMMA+Glass  
INPUT:AC100-240V 50/60Hz





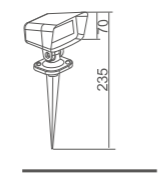
IP67  
MODULE

SPIKE  
LED LIGHT





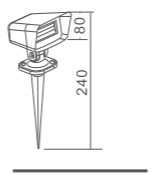
MK2814/BK-4W BK

POWER:4W  
CHIP:SMD  
IP RATING:IP67  
SIZE:L70\*W85\*H235mm  
BEAM ANGLE:30°  
MATERIAL:PC+PMMA  
INPUT:AC100-240V 50/60Hz



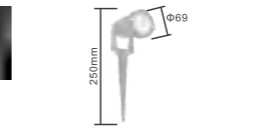
MK2814/BK-6W BK

POWER:6W  
CHIP:SMD  
IP RATING:IP67  
SIZE:L80\*W85\*H240mm  
BEAM ANGLE:30°  
MATERIAL:PC+PMMA  
INPUT:AC100-240V 50/60Hz




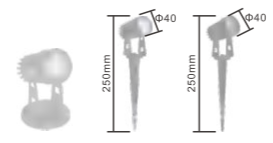
MK-C0205P REFLECTOR

POWER: 4.5W  
CHIP: COB  
IP RATING: IP65  
SIZE: Φ69xH250  
MATERIAL: PLASTIC +Alu Cup  
FREQUENCY: 50-60Hz;  
BEAM ANGLE: 36°/45°/60°  
LED : Epistar/bridgelux/Sanan  
COLOR TEMPERATURE:  
6500K/4000K/3000K/Red/Green/Blue/RGB  
BODY COLOR:Black  
CRI ≥70/80  
INPUT:AC85-265V



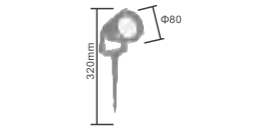
MK-C0105 LENS/REFLECTOR

POWER:3W/5W  
CHIP: COB  
IP RATING: IP65  
SIZE: Φ40xH250  
MATERIAL: Die-cast Aluminium  
FREQUENCY: 50-60Hz;  
BEAM ANGLE: 36°/45°/60°  
LED : Epistar/bridgelux/Sanan  
COLOR TEMPERATURE:  
6500K/4000K/3000K/Red/Green/Blue/RGB  
BODY COLOR:Black/White/Grey  
CRI ≥70/80  
INPUT:AC85-265V



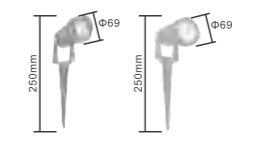
MK-C0210P REFLECTOR

POWER: 10-12W  
CHIP: COB  
IP RATING: IP65  
SIZE: Φ80xH320  
MATERIAL: Plastic +Alu Cup  
FREQUENCY: 50-60Hz;  
BEAM ANGLE: 36°/45°/60°  
LED : Epistar/bridgelux/Sanan  
COLOR TEMPERATURE:  
6500K/4000K/3000K/Red/Green/Blue/RGB  
BODY COLOR:Black  
CRI ≥70/80  
INPUT:AC85-265V



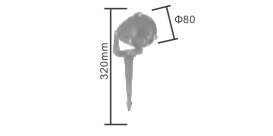
MK-0205C/MK-0205B

POWER: 5W  
CHIP: COB  
IP RATING: IP65  
SIZE: Φ69xH250  
MATERIAL: Die-cast Aluminium  
FREQUENCY: 50-60Hz;  
BEAM ANGLE: 36°/45°/60°  
LED : Epistar/bridgelux/Sanan  
COLOR TEMPERATURE:  
6500K/4000K/3000K/Red/Green/Blue/RGB  
BODY COLOR:Black/White/Grey  
CRI ≥70/80  
INPUT:AC85-265V



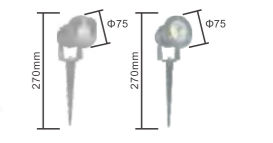
MK-C0210P GU10

POWER: GU10  
IP RATING: IP65  
SIZE: Φ80xH320  
MATERIAL: Plastic  
FREQUENCY: 50-60Hz;  
BEAM ANGLE: 36°/45°/60°  
LED : Epistar/bridgelux/Sanan  
COLOR TEMPERATURE:  
6500K/4000K/3000K/Red/Green/Blue/RGB  
BODY COLOR:Black  
CRI ≥70/80  
INPUT:AC85-265V



MK-C0206A/MK-C0206C

POWER: 7W  
CHIP: COB  
IP RATING: IP65  
SIZE: Φ75xH270  
MATERIAL: Die-cast Aluminium  
FREQUENCY: 50-60Hz;  
BEAM ANGLE: 36°/45°/60°  
LED : Epistar/bridgelux/Sanan  
COLOR TEMPERATURE:  
6500K/4000K/3000K/Red/Green/Blue/RGB  
BODY COLOR:Black/White/Grey  
CRI ≥70/80  
INPUT:AC85-265V





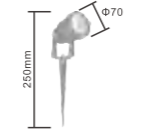
MK-C0209 Lens

POWER: 8W  
CHIP: COB  
IP RATING: IP65  
SIZE: Φ60xH250  
MATERIAL: Die-cast Aluminium  
FREQUENCY: 50-60Hz;  
BEAM ANGLE: 36°/45°/60°  
LED: Epistar/bridgelux/Sanan  
COLOR TEMPERATURE:  
6500K/4000K/3000K/Red/Green/Blue/RGB  
BODY COLOR: Black/White/Grey  
CRI ≥70/80  
INPUT: AC85-265V



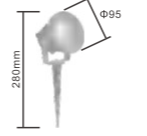
MK-C0206B

POWER: 5W  
CHIP: COB  
IP RATING: IP65  
SIZE: Φ70xH250  
MATERIAL: Die-cast Aluminium  
FREQUENCY: 50-60Hz;  
BEAM ANGLE: 36°/45°/60°  
LED: Epistar/bridgelux/Sanan  
COLOR TEMPERATURE:  
6500K/4000K/3000K/Red/Green/Blue/RGB  
BODY COLOR: Black/White/Grey  
CRI ≥70/80  
INPUT: AC85-265V



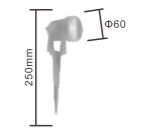
MK-C0212-TJ REFLECTOR/LENS

POWER: 12W  
CHIP: COB  
IP RATING: IP65  
SIZE: Φ95xH280  
MATERIAL: Die-cast Aluminium  
FREQUENCY: 50-60Hz;  
BEAM ANGLE: 36°/45°/60°  
LED: Epistar/bridgelux/Sanan  
COLOR TEMPERATURE:  
6500K/4000K/3000K/Red/Green/Blue/RGB  
BODY COLOR: Black/White/Grey  
CRI ≥70/80  
INPUT: AC85-265V




MK-C0210

POWER: 10W  
CHIP: COB  
IP RATING: IP65  
SIZE: Φ60xH250  
MATERIAL: Die-cast Aluminium  
FREQUENCY: 50-60Hz;  
BEAM ANGLE: 36°/45°/60°  
LED: Epistar/bridgelux/Sanan  
COLOR TEMPERATURE:  
6500K/4000K/3000K/Red/Green/Blue/RGB  
BODY COLOR: Black/White/Grey  
CRI ≥70/80  
INPUT: AC85-265V



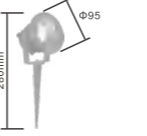
MK-C0305 REFLECTOR/LENS

POWER: 9W  
CHIP: COB  
IP RATING: IP65  
SIZE: Φ110xH370  
MATERIAL: Die-cast Aluminium  
FREQUENCY: 50-60Hz;  
BEAM ANGLE: 36°/45°/60°  
LED: Epistar/bridgelux/Sanan  
COLOR TEMPERATURE:  
6500K/4000K/3000K/Red/Green/Blue/RGB  
BODY COLOR: Black/White/Grey  
CRI ≥70/80  
INPUT: AC85-265V



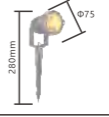
MK-C0212C-FGB REFLECTOR

POWER: 12W  
CHIP: COB  
IP RATING: IP65  
SIZE: Φ95xH280  
MATERIAL: Die-cast Aluminium  
FREQUENCY: 50-60Hz;  
BEAM ANGLE: 36°/45°/60°  
LED: Epistar/bridgelux/Sanan  
COLOR TEMPERATURE:  
6500K/4000K/3000K/Red/Green/Blue/RGB  
BODY COLOR: Black/White/Grey  
CRI ≥70/80  
INPUT: AC85-265V



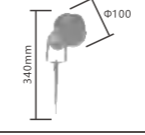
MK-C0609

POWER: 3W  
CHIP: COB  
IP RATING: IP65  
SIZE: Φ75xH280  
MATERIAL: Die-cast Aluminium  
FREQUENCY: 50-60Hz;  
BEAM ANGLE: 36°/45°/60°  
LED: Epistar/bridgelux/Sanan  
COLOR TEMPERATURE:  
6500K/4000K/3000K/Red/Green/Blue/RGB  
BODY COLOR: Black/White/Grey  
CRI ≥70/80  
INPUT: AC85-265V



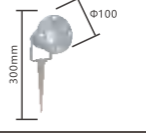
MK-C0305-GU10

POWER: GU10  
IP RATING: IP65  
SIZE: Φ100xH340  
MATERIAL: Die-cast Aluminium  
FREQUENCY: 50-60Hz;  
BEAM ANGLE: 36°/45°/60°  
LED: Epistar/bridgelux/Sanan  
COLOR TEMPERATURE:  
6500K/4000K/3000K/Red/Green/Blue/RGB  
BODY COLOR: Black/White/Grey  
CRI ≥70/80  
INPUT: AC85-265V



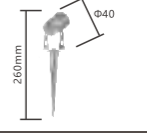
MK-DT0208

POWER: GU10  
IP RATING: IP65  
SIZE: Φ100xH300  
MATERIAL: Die-cast Aluminium  
FREQUENCY: 50-60Hz;  
BEAM ANGLE: 36°/45°/60°  
LED: Epistar/bridgelux/Sanan  
COLOR TEMPERATURE:  
6500K/4000K/3000K/Red/Green/Blue/RGB  
BODY COLOR: Black/White/Grey  
CRI ≥70/80  
INPUT: AC85-265V



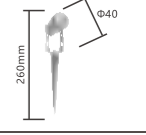
MK-C0606 LENS

POWER: 3W  
CHIP: COB  
IP RATING: IP65  
SIZE: Φ40xH260  
MATERIAL: Die-cast Aluminium  
FREQUENCY: 50-60Hz;  
BEAM ANGLE: 36°/45°/60°  
LED: Epistar/bridgelux/Sanan  
COLOR TEMPERATURE:  
6500K/4000K/3000K/Red/Green/Blue/RGB  
BODY COLOR: Black/White/Grey  
CRI ≥70/80  
INPUT: AC85-265V



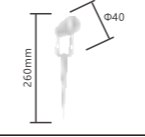
MK-C0601

POWER: 3W  
CHIP: HIGH POWER  
IP RATING: IP65  
SIZE: Φ40xH260  
MATERIAL: Die-cast Aluminium  
FREQUENCY: 50-60Hz;  
BEAM ANGLE: 36°/45°/60°  
LED: Epistar/bridgelux/Sanan  
COLOR TEMPERATURE:  
6500K/4000K/3000K/Red/Green/Blue/RGB  
BODY COLOR: Black/White/Grey  
CRI ≥70/80  
INPUT: AC85-265V



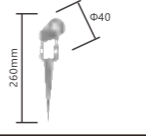
MK-C0602-YSG

POWER: 3W  
CHIP: COB  
IP RATING: IP65  
SIZE: Φ40xH260  
MATERIAL: Die-cast Aluminium  
FREQUENCY: 50-60Hz;  
BEAM ANGLE: 36°/45°/60°  
LED: Epistar/bridgelux/Sanan  
COLOR TEMPERATURE:  
6500K/4000K/3000K/Red/Green/Blue/RGB  
BODY COLOR: Black/White/Grey  
CRI ≥70/80  
INPUT: AC85-265V



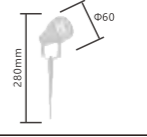
MK-C0603-TJ

POWER: 3W  
CHIP: COB  
IP RATING: IP65  
SIZE: Φ40xH260  
MATERIAL: Die-cast Aluminium  
FREQUENCY: 50-60Hz;  
BEAM ANGLE: 36°/45°/60°  
LED: Epistar/bridgelux/Sanan  
COLOR TEMPERATURE:  
6500K/4000K/3000K/Red/Green/Blue/RGB  
BODY COLOR: Black/White/Grey  
CRI ≥70/80  
INPUT: AC85-265V





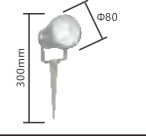
MK-C0604-TJ

POWER: 7-10W  
CHIP: COB  
IP RATING: IP65  
SIZE: Φ60xH280  
MATERIAL: Die-cast Aluminium  
FREQUENCY: 50-60Hz;  
BEAM ANGLE: 36°/45°/60°  
LED: Epistar/bridgelux/Sanan  
COLOR TEMPERATURE:  
6500K/4000K/3000K/Red/Green/Blue/RGB  
BODY COLOR: Black/White/Grey  
CRI ≥70/80  
INPUT: AC85-265V



MK-C0605-TJ

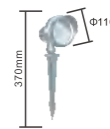
POWER: 1.2-15W  
CHIP: COB  
IP RATING: IP65  
SIZE: Φ80xH300  
MATERIAL: Die-cast Aluminium  
FREQUENCY: 50-60Hz;  
BEAM ANGLE: 36°/45°/60°  
LED: Epistar/bridgelux/Sanan  
COLOR TEMPERATURE:  
6500K/4000K/3000K/Red/Green/Blue/RGB  
BODY COLOR: Black/White/Grey  
CRI ≥70/80  
INPUT: AC85-265V





### MK-C0305 GU10

IP RATING: IP65  
 SIZE:  $\Phi 110 \times H370$   
 MATERIAL: Die-cast Aluminium  
 FREQUENCY: 50-60Hz;  
 BEAM ANGLE: 36°/45°/60°  
 LED: Epistar/bridgelux/Sanan  
 COLOR TEMPERATURE:  
 6500K/4000K/3000K/Red/Green/Blue/RGB  
 BODY COLOR: Black/White/Grey  
 CRI  $\geq 70/80$   
 INPUT: AC85-265V



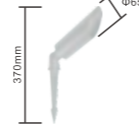
### MK-C0905

POWER: 5W  
 IP RATING: IP65  
 SIZE:  $\Phi 70 \times H340$   
 MATERIAL: Die-cast Aluminium  
 FREQUENCY: 50-60Hz;  
 BEAM ANGLE: 36°/45°/60°  
 LED: Epistar/bridgelux/Sanan  
 COLOR TEMPERATURE:  
 6500K/4000K/3000K/Red/Green/Blue/RGB  
 BODY COLOR: Black/White/Grey  
 CRI  $\geq 70/80$   
 INPUT: AC85-265V



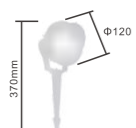
### MK-C0306 REFLECTOR

POWER: 5W  
 IP RATING: IP65  
 SIZE:  $\Phi 65 \times H370$   
 MATERIAL: Die-cast Aluminium  
 FREQUENCY: 50-60Hz;  
 BEAM ANGLE: 36°/45°/60°  
 LED: Epistar/bridgelux/Sanan  
 COLOR TEMPERATURE:  
 6500K/4000K/3000K/Red/Green/Blue/RGB  
 BODY COLOR: Black/White/Grey  
 CRI  $\geq 70/80$   
 INPUT: AC85-265V



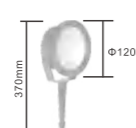
### MK-C0515B

POWER: 15W/20W  
 CHIP: COB  
 IP RATING: IP65  
 SIZE:  $\Phi 120 \times H370$   
 MATERIAL: Die-cast Aluminium  
 FREQUENCY: 50-60Hz;  
 BEAM ANGLE: 36°/45°/60°  
 LED: Epistar/bridgelux/Sanan  
 COLOR TEMPERATURE:  
 6500K/4000K/3000K/Red/Green/Blue/RGB  
 BODY COLOR: Black/White/Grey  
 CRI  $\geq 70/80$   
 INPUT: AC85-265V



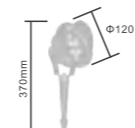
### MK-C0515

POWER: 15W/20W  
 CHIP: COB  
 IP RATING: IP65  
 SIZE:  $\Phi 120 \times H370$   
 MATERIAL: Die-cast Aluminium  
 FREQUENCY: 50-60Hz;  
 BEAM ANGLE: 36°/45°/60°  
 LED: Epistar/bridgelux/Sanan  
 COLOR TEMPERATURE:  
 6500K/4000K/3000K/Red/Green/Blue/RGB  
 BODY COLOR: Black/White/Grey  
 CRI  $\geq 70/80$   
 INPUT: AC85-265V



### MK-C0515C

POWER: 9x1W/12x1W  
 CHIP: COB  
 IP RATING: IP65  
 SIZE:  $\Phi 120 \times H370$   
 MATERIAL: Die-cast Aluminium  
 FREQUENCY: 50-60Hz;  
 BEAM ANGLE: 36°/45°/60°  
 LED: Epistar/bridgelux/Sanan  
 COLOR TEMPERATURE:  
 6500K/4000K/3000K/Red/Green/Blue/RGB  
 BODY COLOR: Black/White/Grey  
 CRI  $\geq 70/80$   
 INPUT: AC85-265V



### MK-C8206

SIZE:  $\Phi 55 \times H300$   
 SOLAR PANELS: 2V 25mA 0.5W  
 MATERIAL: Stainless steel +PC  
 BATTERY CAPACITY: 1.2V 300mah NI-NH



### MK-C8305

POWER: 5W  
 CHIP: COB  
 IP RATING: IP65  
 SIZE:  $\Phi 120 \times H860$   
 MATERIAL: Die-cast Aluminium  
 FREQUENCY: 50-60Hz;  
 BEAM ANGLE: 300°  
 LED: Epistar/bridgelux/Sanan  
 COLOR TEMPERATURE:  
 6500K/4000K/3000K/Red/Green/Blue/RGB  
 BODY COLOR: Black/White/Grey  
 CRI  $\geq 70/80$   
 INPUT: AC85-265V



### MK-C8405

POWER: 5W  
 CHIP: COB  
 IP RATING: IP65  
 SIZE:  $\Phi 140 \times H625$   
 MATERIAL: Die-cast Aluminium  
 FREQUENCY: 50-60Hz;  
 BEAM ANGLE: 300°  
 LED: Epistar/bridgelux/Sanan  
 COLOR TEMPERATURE:  
 6500K/4000K/3000K/Red/Green/Blue/RGB  
 BODY COLOR: Black/White/Grey  
 CRI  $\geq 70/80$   
 INPUT: AC85-265V



### MK-C0710-TYN

POWER: 4x1W  
 CHIP: COB  
 IP RATING: IP65  
 SIZE:  $\Phi 73 \times H315$   
 MATERIAL: Die-cast Aluminium  
 FREQUENCY: 50-60Hz;  
 BEAM ANGLE: 36°/45°/60°  
 LED: Epistar/bridgelux/Sanan  
 COLOR TEMPERATURE:  
 6500K/4000K/3000K/Red/Green/Blue/RGB  
 BODY COLOR: Black/White/Grey  
 CRI  $\geq 70/80$   
 INPUT: AC85-265V






**ICLARO**

**LED  
CORNER  
STEP  
Light**

**LED墙角灯**

P14



**LED  
STEP  
LIGHT**

P15



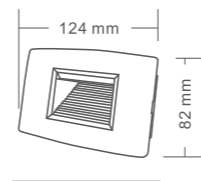
IP65  
MODULE  
INSIDE



MK2526/BK-2W



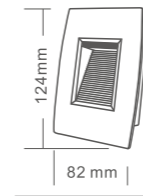
POWER:2W  
CHIP:SMD  
IP RATING:IP65  
SIZE:L124\*W82\*H48mm  
BEAM ANGLE:45°  
MATERIAL:PC+PMMA  
INPUT:AC100-240V 50/60Hz



MK2527/BK-2W



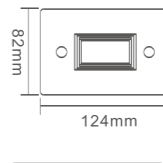
POWER:2W  
CHIP:SMD  
IP RATING:IP65  
SIZE:L124\*W82\*H48mm  
BEAM ANGLE:45°  
MATERIAL:PC+PMMA  
INPUT:AC100-240V 50/60Hz



MK-2681/BK-4W

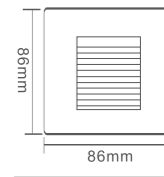


POWER:4W  
CHIP:SMD  
IP RATING:IP65  
SIZE:L124\*W82\*H48mm  
BEAM ANGLE:90°  
MATERIAL:PC+PMMA  
INPUT:AC100-240V 50/60Hz



MK2528/WT-3W

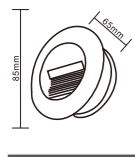
POWER:3W  
CHIP:SMD  
IP RATING:IP65  
SIZE:L86\*W86\*H48mm  
BEAM ANGLE:45°  
MATERIAL:Aluminum+PC  
INPUT:AC100-240V 50/60Hz





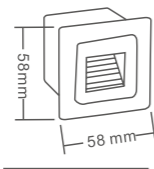
MK-690Y GY BK

POWER:3W  
CHIP:COB  
IP RATING:IP54  
SIZE:Φ85\*H50mm  
BEAM ANGLE:45°  
MATERIAL:Aluminum+Glass  
INPUT:AC85-265V/DC12V 50/60Hz



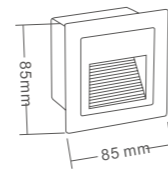
MK-690S-3W GY BK

POWER:3W  
CHIP:COB  
IP RATING:IP54  
SIZE:L58\*W58\*H48mm  
BEAM ANGLE:45°  
MATERIAL:Aluminum+Glass  
INPUT:AC100-240V 50/60Hz



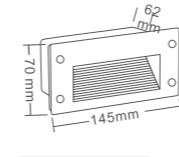
MK-690L-3W/5W GY BK

POWER:3W/5W  
CHIP:COB  
IP RATING:IP54  
SIZE:L85\*W85\*H56mm  
BEAM ANGLE:45°  
MATERIAL:Aluminum+Glass  
INPUT:AC100-240V 50/60Hz



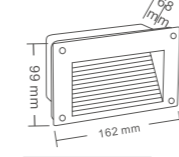
MK-F111S GY BK

POWER:3W  
CHIP:COB  
IP RATING:IP54  
SIZE:L145\*W70\*H62mm  
BEAM ANGLE:45°  
MATERIAL:Aluminum+Glass  
INPUT:AC100-240V 50/60Hz



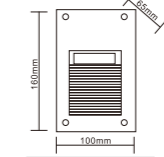
MK-F111L GY BK

POWER:4W  
CHIP:COB  
IP RATING:IP54  
SIZE:L185\*W65\*H68mm  
BEAM ANGLE:45°  
MATERIAL:Aluminum+Glass  
INPUT:AC100-240V 50/60Hz



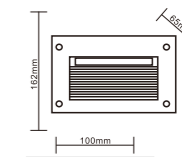
MK-F111L竖 GY BK

POWER:1x5W  
CHIP:COB  
IP RATING:IP54  
SIZE:L160\*W100\*H65mm  
BEAM ANGLE:45°  
MATERIAL:Aluminum+Glass  
INPUT:AC85-265V/DC12V 50/60Hz



MK-F111L横 GY BK

POWER:4x1W  
CHIP:COB  
IP RATING:IP54  
SIZE:L162\*W100\*H65mm  
BEAM ANGLE:45°  
MATERIAL:Aluminum+Glass  
INPUT:AC85-265V/DC12V 50/60Hz





**MK-2701S-6W**  
POWER:6W  
SIZE:120x85x35mm  
INPUT:AC85-265V/DC12V



**MK-2701L-6W**  
POWER:6W  
SIZE:110x110x40mm  
INPUT:AC85-265V/DC12V



**MK-2702S-6W**  
POWER:6W  
SIZE:150x70x40mm  
INPUT:AC85-265V/DC12V



**MK-2702L-6W**  
POWER:6W  
SIZE:170x70x36mm  
INPUT:AC85-265V/DC12V



**MK-2703L-3W**  
POWER:3W  
SIZE:150x90x35mm  
INPUT:AC85-265V/DC12V




**MK-2704L-5W**  
POWER:5W  
SIZE:150x70x40mm  
INPUT:AC85-265V/DC12V



**MK-705/S 横**  
POWER:3W  
SIZE:103x58x60mm  
INPUT:AC85-265V/DC12V



**MK-705/S 竖**  
POWER:3W  
SIZE:100x60x35mm  
INPUT:AC85-265V/DC12V




**MK-2706-1W**  
POWER:3W  
SIZE:Φ100x50mm  
INPUT:AC85-265V/DC12V



**MK-2707-1W**  
POWER:1W  
SIZE:80x80x50mm  
INPUT:AC85-265V/DC12V



**MK-2708-1W**  
POWER:1W  
SIZE:85x85x35mm  
INPUT:AC85-265V/DC12V



**MK-2709R-1W**  
POWER:1W  
SIZE:115x115x35mm  
INPUT:AC85-265V/DC12V




**MK-2705S-1W**  
POWER:1W  
SIZE:86x86x35mm  
INPUT:AC85-265V/DC12V




**MK-2705M-1W**  
POWER:1W  
SIZE:100x60x35mm  
INPUT:AC85-265V/DC12V



**MK-2705L-1W**  
POWER:1W  
SIZE:110x45x40mm  
INPUT:AC85-265V/DC12V



**MK-2709L-1W**  
POWER:1W  
SIZE:115x115x35mm  
INPUT:AC85-265V/DC12V

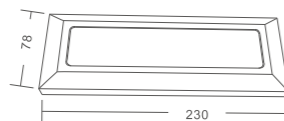



**MK-D692**
GY BK

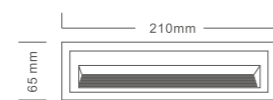
POWER:6W  
 CHIP:COB  
 IP RATING:IP54  
 SIZE:L230\*W78\*H30mm  
 BEAM ANGLE:45°  
 MATERIAL:PC+PMMA+aluminum  
 INPUT:AC100-240V 50/60Hz


**MK-D691**
GY BK


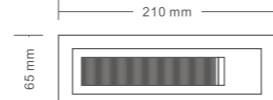
POWER:6W  
 CHIP:SMD  
 IP RATING:IP54  
 SIZE:L230\*W78\*H30mm  
 BEAM ANGLE:90°  
 MATERIAL:PC+PMMA+aluminum  
 INPUT:AC100-240V 50/60Hz


**MK-D705/L 横**
GY BK


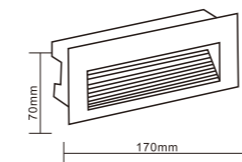
POWER:6W  
 CHIP:COB  
 IP RATING:IP54  
 SIZE:L210\*W65\*H60mm  
 BEAM ANGLE:45°  
 MATERIAL:PC+PMMA+aluminum  
 INPUT:AC100-240V 50/60Hz


**MK-705/L 竖**
GY BK

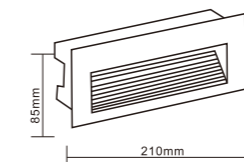
POWER:3W  
 CHIP:COB  
 IP RATING:IP54  
 SIZE:L210\*W65\*H60mm  
 BEAM ANGLE:45°  
 MATERIAL:PC+PMMA+aluminum  
 INPUT:AC100-240V 50/60Hz


**MK-D17070**
GY BK

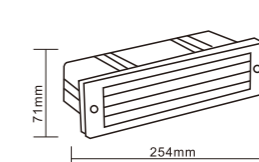
POWER:6W  
 CHIP:COB  
 IP RATING:IP54  
 SIZE:L170\*H70mm  
 BEAM ANGLE:45°  
 MATERIAL:Aluminum+Glass  
 INPUT:AC85-265V/DC12V 50/60Hz


**MK-D21085**
GY BK

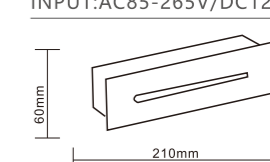
POWER:6W  
 CHIP:COB  
 IP RATING:IP54  
 SIZE:L170\*W100\*H65mm  
 BEAM ANGLE:45°  
 MATERIAL:Aluminum+Glass  
 INPUT:AC85-265V/DC12V 50/60Hz


**MK-D255**
GY BK

POWER:8W  
 CHIP:COB  
 IP RATING:IP54  
 SIZE:L254\*W71\*H93mm  
 BEAM ANGLE:45°  
 MATERIAL:Aluminum+Glass  
 INPUT:AC85-265V/DC12V 50/60Hz


**MK-TXG01**
GY BK

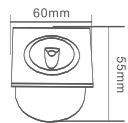
POWER:3W  
 CHIP:COB  
 IP RATING:IP54  
 SIZE:L145\*H60mm  
 L180\*H60mm  
 L210\*H60mm  
 BEAM ANGLE:45°  
 MATERIAL:Aluminum+Glass  
 INPUT:AC85-265V/DC12V 50/60Hz





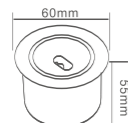
**MK4105/SL-3W** GY BK

POWER:3W  
CHIP:COB  
IP RATING:IP20  
SIZE:D60\*H55mm  
BEAM ANGLE:45°  
MATERIAL:Aluminum+PMMA  
INPUT:AC100-240V 50/60Hz



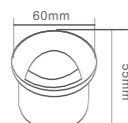
**MK4106/SL-3W** GY BK

POWER:3W  
CHIP:COB  
IP RATING:IP20  
SIZE:D60\*H55mm  
BEAM ANGLE:45°  
MATERIAL:Aluminum+PMMA  
INPUT:AC100-240V 50/60Hz



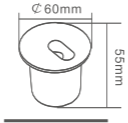
**MK4003/SL-3W** GY BK

POWER:3W  
CHIP:COB  
IP RATING:IP20  
SIZE:D60\*H55mm  
BEAM ANGLE:45°  
MATERIAL:Aluminum+PMMA  
INPUT:AC100-240V 50/60Hz



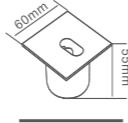
**MK4104/WT-3W**

POWER:3W  
CHIP:High power  
IP RATING:IP20  
SIZE:D60\*H55mm  
BEAM ANGLE:45°  
MATERIAL:Aluminum+PMMA  
INPUT:AC100-240V 50/60Hz



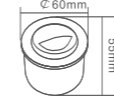
**MK4103/WT-3W**

POWER:3W  
CHIP:High power  
IP RATING:IP20  
SIZE:H60\*W60\*H55mm  
BEAM ANGLE:45°  
MATERIAL:Aluminum+PMMA  
INPUT:AC100-240V 50/60Hz



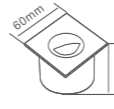
**MK-0803R**

POWER:3W  
CHIP:COB  
IP RATING:IP20  
SIZE:D60\*H55mm  
BEAM ANGLE:120°  
MATERIAL:Aluminum+PMMA  
INPUT:AC100-240V 50/60Hz



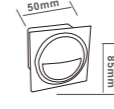
**MK-0803S**

POWER:3W  
CHIP:COB  
IP RATING:IP20  
SIZE:D60\*H55mm  
BEAM ANGLE:120°  
MATERIAL:Aluminum+PMMA  
INPUT:AC100-240V 50/60Hz



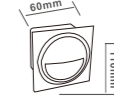
**MK2701-3W**

POWER:3W  
CHIP:COB  
IP RATING:IP54  
SIZE:L86\*W86\*H50mm  
BEAM ANGLE:45°  
MATERIAL:Aluminum+Glass  
INPUT:AC100-240V 50/60Hz





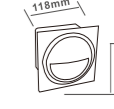
**MK2701-5W**

POWER:5W  
CHIP:COB  
IP RATING:IP54  
SIZE:L110\*W110\*H60mm  
BEAM ANGLE:45°  
MATERIAL:Aluminum+Glass  
INPUT:AC100-240V 50/60Hz



**MK2632/GR-10 W**

POWER:5W  
CHIP:COB  
IP RATING:IP54  
SIZE:L160\*W160\*H60mm  
BEAM ANGLE:45°  
MATERIAL:Aluminum+Glass  
INPUT:AC100-240V 50/60Hz





**MK-D697-5**

POWER: 5x6W  
 SIZE: 525x105x54  
 INPUT: AC85-265V/DC12V



**MK-D693-2**

POWER: 2x6W  
 SIZE: 214x85x50  
 INPUT: AC85-265V/DC12V



**MK-D693L**

POWER: 6W  
 SIZE: 115x85x50  
 INPUT: AC85-265V/DC12V



**MK-D693M**

POWER: 3W  
 SIZE: 85x85x50  
 INPUT: AC85-265V/DC12V



**MK-D693S**

POWER: 1W  
 SIZE: 55x55x50  
 INPUT: AC85-265V/DC12V




**MK-D694-2**

POWER: 2x6W  
 SIZE: 214x85x50  
 INPUT: AC85-265V/DC12V



**MK-D694L**

POWER: 6W  
 SIZE: 115x85x50  
 INPUT: AC85-265V/DC12V



**MK-D694M**

POWER: 3W  
 SIZE: 85x85x50  
 INPUT: AC85-265V/DC12V



**MK-D694S**

POWER: 1W  
 SIZE: 55x55x50  
 INPUT: AC85-265V/DC12V



**MK-D695-2**

POWER: 2x6W  
 SIZE: 214x85x50  
 INPUT: AC85-265V/DC12V



**MK-D695L**

POWER: 6W  
 SIZE: 115x85x50  
 INPUT: AC85-265V/DC12V




**MK-D695M**

POWER: 3W  
 SIZE: 85x85x50  
 INPUT: AC85-265V/DC12V



**MK-D695S**

POWER: 1W  
 SIZE: 55x55x50  
 INPUT: AC85-265V/DC12V



**MK-D696-2**

POWER: 2x6W  
 SIZE: 214x85x50  
 INPUT: AC85-265V/DC12V




**MK-D696L**

POWER: 6W  
 SIZE: 115x85x50  
 INPUT: AC85-265V/DC12V



**MK-D696M**

POWER: 3W  
 SIZE: 85x85x50  
 INPUT: AC85-265V/DC12V



**MK-D696S**

POWER: 1W  
 SIZE: 55x55x50  
 INPUT: AC85-265V/DC12V



**MK-D697-2**

POWER: 2x6W  
 SIZE: 214x85x50  
 INPUT: AC85-265V/DC12V



**MK-D697L**

POWER: 6W  
 SIZE: 115x85x50  
 INPUT: AC85-265V/DC12V



**MK-D697M**


POWER: 3W  
 SIZE: 85x85x50  
 INPUT: AC85-265V/DC12V



**MK-D697S**

POWER: 1W  
 SIZE: 55x55x50  
 INPUT: AC85-265V/DC12V





**MK-D32SQ**

POWER:3W  
SIZE:70x55/105x55  
INPUT:AC85-265V/DC12V



**MK-C0403SQ**

POWER:3W  
SIZE:70x55/105x55  
INPUT:AC85-265V/DC12V



**MK-D26S/MK-D26L**

POWER:3W  
SIZE:70x55/105x55  
INPUT:AC85-265V/DC12V



**MK-D26S**

POWER:3W  
SIZE:110x45x55  
INPUT:AC85-265V/DC12V



**MK-D26L**

POWER:3W  
SIZE:170x70x55  
INPUT:AC85-265V/DC12V



**MK-D29 SMD**

POWER:3W  
SIZE:110x45x55/170x70x55  
INPUT:AC85-265V/DC12V



**MK-F709Y**

POWER: 6W/12W  
SIZE:117x33/200x33  
INPUT:AC85-265V/DC12V



**MK-F709F**

POWER: 6W/12W  
SIZE:117x117x33/200x200x33  
INPUT:AC85-265V/DC12V




**MK-F484**

POWER: 3x1W  
SIZE:160x95  
INPUT:AC85-265V/DC12V



**MK-F851S/L**

POWER: 6W/12W  
SIZE:105x65x50/205x65x50  
INPUT:AC85-265V/DC12V



LED  
**UNDEGROUND**  
LIGHT

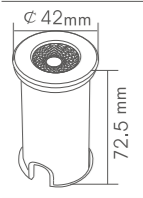
**ICLARO**

**FACING**  
TO  
WHAT  
YOU'D LIKE.



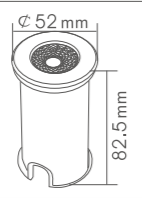
**MK2207/SL-1W**

POWER:1W  
 CHIP:High power  
 IP RATING:IP65  
 SIZE:D42\*H72.5 mm  
 BEAM ANGLE:30°  
 MATERIAL:Aluminum+PMMA+Glass  
 INPUT:AC100-240V 50/60Hz



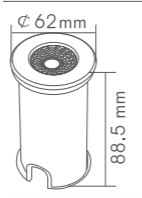
**MK2207/SL-3W**

POWER:3W  
 CHIP:COB  
 IP RATING:IP65  
 SIZE:D52\*H82.5mm  
 BEAM ANGLE:30°  
 MATERIAL:Aluminum+PMMA+Glass  
 INPUT:AC100-240V 50/60Hz



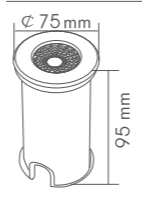
**MK2207/SL-6W**

POWER:6W  
 CHIP:COB  
 IP RATING:IP65  
 SIZE:D62\*H88.5mm  
 BEAM ANGLE:30°  
 MATERIAL:Aluminum+PMMA+Glass  
 INPUT:AC100-240V 50/60Hz



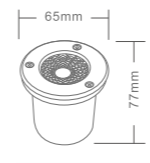
**MK2207/SL-9W**

POWER:9W  
 CHIP:COB  
 IP RATING:IP65  
 SIZE:D75\*H95mm  
 BEAM ANGLE:30°  
 MATERIAL:Aluminum+PMMA+Glass  
 INPUT:AC100-240V 50/60Hz



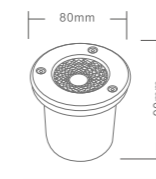
**MK2201/BK-3W**

POWER:3W  
 CHIP:COB  
 IP RATING:IP65  
 SIZE:D65\*H77mm  
 BEAM ANGLE:30°  
 MATERIAL:SS304+Aluminum+PMMA+Glass  
 INPUT:AC100-240V 50/60Hz



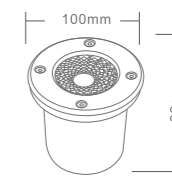
**MK2201/BK-6W**

POWER:6W  
 CHIP:COB  
 IP RATING:IP65  
 SIZE:D80\*H90 mm  
 BEAM ANGLE:30°  
 MATERIAL:SS304+Aluminum+PMMA+Glass  
 INPUT:AC100-240V 50/60Hz



**MK2201/BK-9W**

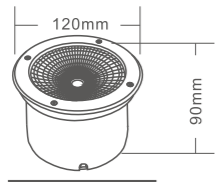
POWER:9W  
 CHIP:COB  
 IP RATING:IP65  
 SIZE:D90\*H100 mm  
 BEAM ANGLE:30°  
 MATERIAL:SS304+Aluminum+PMMA+Glass  
 INPUT:AC100-240V 50/60Hz





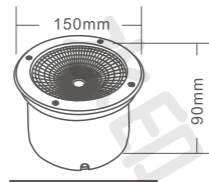
### MK2201/BK-12W

POWER:12W  
 CHIP:COB  
 IP RATING:IP65  
 SIZE:D120\*H90mm  
 BEAM ANGLE:30°  
 MATERIAL:SS304+Aluminum+PMMA+Glass  
 INPUT:AC100-240V 50/60Hz



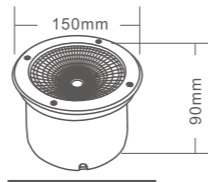
### MK2201/BK-15W

POWER:15W  
 CHIP:COB  
 IP RATING:IP65  
 SIZE:D150\*H90 mm  
 BEAM ANGLE:30°  
 MATERIAL:SS304+Aluminum+PMMA+Glass  
 INPUT:AC100-240V 50/60Hz



### MK2201/BK-18W

POWER:18W  
 CHIP:COB  
 IP RATING:IP65  
 SIZE:D150\*H90 mm  
 BEAM ANGLE:30°  
 MATERIAL:SS304+Aluminum+PMMA+Glass  
 INPUT:AC100-240V 50/60Hz




### MK-DM0404 SERIES

POWER:3W/5W/10W/15W/20W/30W/40W/50W  
 CHIP:COB  
 IP RATING: IP65/IP67  
 SIZE:  $\phi$ 65 $\phi$ 80 $\phi$ 120 $\phi$ 150 $\phi$ 180 $\phi$ 200 $\phi$ 250 $\phi$ 300X110mm  
 MATERIAL: Die-cast Aluminium  
 FREQUENCY: 50~60Hz  
 BEAM ANGLE: 24°/36°/45°/60°/90°  
 LED: Epistar/bridgelux/Sanan  
 COLOR TEMPERATURE:  
 6500K/4000K/3000K/Red/Green/Blue/RGB  
 BODY COLOR:Black/White/Grey  
 CRI  $\geq$ 70/80  
 INPUT:AC85-265V/DC12V



### MK-DM0403 SERIES

POWER: 1W/3W/6W/9W/12W/15W/18W/24W/36W  
 CHIP: HIGH POWER LED  
 IP RATING: IP65/IP67  
 SIZE:  $\phi$ 100/ $\phi$ 120/ $\phi$ 150/ $\phi$ 180/ $\phi$ 200/ $\phi$ 220  
 $\phi$ 250/ $\phi$ 300  
 MATERIAL: Die-cast Aluminium  
 FREQUENCY: 50~60Hz  
 BEAM ANGLE: 24°/36°/45°/60°/90°  
 LED: Epistar/bridgelux/Sanan  
 COLOR TEMPERATURE:  
 6500K/4000K/3000K/Red/Green/Blue/RGB  
 BODY COLOR:Black/White/Grey  
 CRI  $\geq$ 70/80  
 INPUT:AC85-265V/DC12V





**MK2216/WT-1W**



POWER:1W  
CHIP:SMD  
IP RATING:IP65  
SIZE:D27.5\*H67mm  
BEAM ANGLE:15°  
MATERIAL:Aluminum+PMMA  
INPUT:AC100-240V 50/60Hz



**MK2216/WT-3W**



POWER:3W  
CHIP:SMD  
IP RATING:IP65  
SIZE:D35\*H67mm  
BEAM ANGLE:15°  
MATERIAL:Aluminum+PMMA  
INPUT:AC100-240V 50/60Hz



**MK120-GU10**

IP RATING:IP65  
SIZE:D120\*H130mm  
BEAM ANGLE:30°  
MATERIAL:SS304+Aluminum+PMMA+Glass  
INPUT:AC100-240V 50/60Hz




**MK-MD100-G5.3**

IP RATING:IP65  
SIZE:D100\*H90mm  
BEAM ANGLE:30°  
MATERIAL:SS304+Aluminum+PMMA+Glass  
INPUT:AC100-240V 50/60Hz



**MK-MD110-G5.3**

IP RATING:IP65  
SIZE:D110\*H110mm  
BEAM ANGLE:30°  
MATERIAL:SS304+Aluminum+PMMA+Glass  
INPUT:AC100-240V 50/60Hz



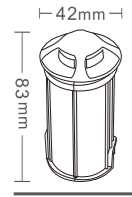
CREATE YOUR LIGHT STYLES.





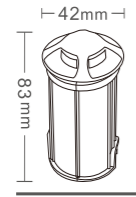
MK2212/BK-1.5W(1-side) SV GY BK

POWER:1.5W  
CHIP:SMD  
IP RATING:IP65  
SIZE:D42\*H83mm  
MATERIAL:PC+PMMA+aluminum  
INPUT:AC100-240V 50/60Hz



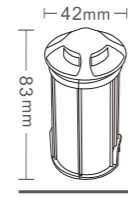
MK2213/BK-1.5W(2-side) SV GY BK

POWER:1.5W  
CHIP:SMD  
IP RATING:IP65  
SIZE:D42\*H83mm  
MATERIAL:PC+PMMA+aluminum  
INPUT:AC100-240V 50/60Hz



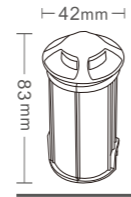
MK2214/BK-1.5W(3-side) SV GY BK

POWER:1.5W  
CHIP:SMD  
IP RATING:IP65  
SIZE:D42\*H83mm  
MATERIAL:PC+PMMA+aluminum  
INPUT:AC100-240V 50/60Hz



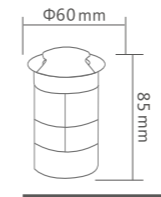
MK2215/BK-1.5W(4-side) SV GY BK

POWER:1.5W  
CHIP:SMD  
IP RATING:IP65  
SIZE:D42\*H83mm  
MATERIAL:PC+PMMA+aluminum  
INPUT:AC100-240V 50/60Hz



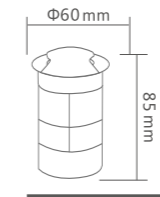
MK2212/BK-3W(1-side) SV GY BK

POWER:3W  
CHIP:SMD  
IP RATING:IP65  
SIZE:D60\*H85mm  
MATERIAL:PC+PMMA+aluminum  
INPUT:AC100-240V 50/60Hz



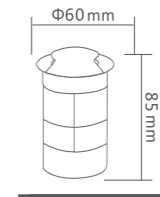
MK2213/BK-3W(2-side) SV GY BK

POWER:3W  
CHIP:SMD  
IP RATING:IP65  
SIZE:D60\*H85mm  
MATERIAL:PC+PMMA+aluminum  
INPUT:AC100-240V 50/60Hz





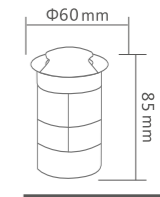
MK2214/BK-3W(3-side) SV GY BK

POWER:3W  
CHIP:SMD  
IP RATING:IP65  
SIZE:D60\*H85mm  
MATERIAL:PC+PMMA+aluminum  
INPUT:AC100-240V 50/60Hz



MK2215/BK-3W(4-side) SV GY BK

POWER:3W  
CHIP:SMD  
IP RATING:IP65  
SIZE:D60\*H85mm  
MATERIAL:PC+PMMA+aluminum  
INPUT:AC100-240V 50/60Hz





### MK-DM01

POWER: 1W/3W  
 CHIP: COB  
 IP RATING: IP65/IP67  
 SIZE: Φ42/Φ52/Φ62  
 INPUT: AC85-265V/DC12V



### MK-DM0403-1H

POWER: 1W/3W  
 CHIP: COB  
 IP RATING: IP65/IP67  
 SIZE: Φ42/Φ52/Φ62  
 INPUT: AC85-265V/DC12V



### MK-DM0403-2H

POWER: 1W/3W  
 CHIP: COB  
 IP RATING: IP65/IP67  
 SIZE: Φ42/Φ52/Φ62  
 INPUT: AC85-265V/DC12V



### MK-DM0403-3H

POWER: 1W/3W  
 CHIP: COB  
 IP RATING: IP65/IP67  
 SIZE: Φ42/Φ52/Φ62  
 INPUT: AC85-265V/DC12V



### MK-DM0403-4H

POWER: 1W/3W  
 CHIP: COB  
 IP RATING: IP65/IP67  
 SIZE: Φ42/Φ52/Φ62  
 INPUT: AC85-265V/DC12V



### MK-0403-3

POWER: 3W  
 CHIP: COB  
 IP RATING: IP65/IP67  
 SIZE: Φ62  
 INPUT: AC85-265V/DC12V



### MK-C0710

POWER: 10W  
 IP RATING: IP65  
 SIZE: 65x180mm  
 MATERIAL: Die-cast Aluminium+Arylic  
 FREQUENCY: 50~60Hz;  
 LED: Epistar/bridgelux/Sanan  
 COLOR TEMPERATURE:  
 6500K/4000K/3000K/Red/Green/Blue/RGB  
 BODY COLOR: Black/White/Grey  
 CRI ≥70/80  
 INPUT: AC85-265V/DC12V



### MK-MT03/06

POWER: 3x3W/6x3W  
 CHIP: COB  
 IP RATING: IP65/IP67  
 SIZE: 140x80x140/160x100x180  
 MATERIAL: Die-cast Aluminium  
 FREQUENCY: 50~60Hz;  
 BEAM ANGLE: 36°/45°/60°  
 LED: Epistar/bridgelux/Sanan  
 COLOR TEMPERATURE:  
 6500K/4000K/3000K/Red/Green/Blue/RGB  
 BODY COLOR: Black/White/Grey  
 CRI ≥70/80  
 INPUT: AC85-265V/DC12V



### MK-JB10/20/30

POWER: 10W S: Φ80x105x110  
 20W M: Φ100x110x150  
 30W L: Φ125x130x180  
 CHIP: COB  
 IP RATING: IP65  
 MATERIAL: Die-cast Aluminium  
 FREQUENCY: 50~60Hz;  
 BEAM ANGLE: 36°/45°  
 LED: Epistar/bridgelux/Sanan  
 COLOR TEMPERATURE:  
 6500K/4000K/3000K/Red/Green/Blue/RGB  
 BODY COLOR: Black/White/Grey  
 CRI ≥70/80  
 INPUT: AC85-265V/DC12V



**MK-BL1903R/MK-BL1909R  
MK-BL1912R/MK-BL1918R**

POWER:3W/6W/9W/12W/18W/24W/36W  
 SIZE:Φ82/Φ120/Φ145/Φ160/Φ190/Φ210/Φ230  
 CCT:6500K/3000K/Red/Green/Blue/RGB  
 MATERIAL:Die-casting aluminum+Stainless Steel  
 CHIPS BRAND:BRIDGELUX CHIPS  
 LIGHT EFFECT:≥100LM/W  
 BEAM ANGLE:24°/36°/45°/60°  
 IP RATING:IP67  
 CRI ≥80  
 Drive Mode:Isolated driver AC85-265V  
 WORKING TEMPERATURE:-20°C~55°C  
 WARRANTY:2 Year



**MK-SL SERIES**

POWER:3W/6W/9W/12W/18W/24W/36W  
 SIZE:Φ60/Φ125/Φ155/Φ185/Φ205/Φ235/Φ285  
 CCT:6500K/3000K/Red/Green/Blue/RGB  
 MATERIAL:Die-casting aluminum+Stainless Steel  
 CHIPS BRAND:BRIDGELUX CHIPS  
 LIGHT EFFECT:≥100LM/W  
 BEAM ANGLE:24°/36°/45°/60°  
 IP RATING:IP67  
 CRI ≥80  
 Drive Mode:Isolated driver AC85-265V  
 WORKING TEMPERATURE:-20°C~55°C  
 WARRANTY:2 Year



**MK-DM0406 SERIES**

POWER: 1W/3W/6W/9W/12W/15W/18W/24W/36W  
 CHIP: HIGH POWER LED  
 IP RATING:IP67  
 SIZE:Φ100/Φ120/Φ150/Φ180/Φ200/Φ220  
 Φ250/Φ300  
 MATERIAL: Die-cast Aluminium  
 FREQUENCY: 50~60Hz  
 BEAM ANGLE: 24°/36°/45°/60°  
 LED : Epistar/bridgelux/Sanan  
 COLOR TEMPERATURE:  
 6500K/4000K/3000K/Red/Green/Blue/RGB  
 BODY COLOR:Black  
 CRI ≥70/80  
 INPUT:AC85-265V/DC12V



**MK-DM0405 ADJUSTABLE**

POWER: 1W/3W/6W/9W/12W/15W/18W/24W/36W  
 CHIP: HIGH POWER LED  
 IP RATING:IP67  
 SIZE:Φ100/Φ120/Φ150/Φ180/Φ200/Φ220  
 Φ250/Φ300  
 MATERIAL: Die-cast Aluminium  
 FREQUENCY: 50~60Hz  
 BEAM ANGLE: 24°/36°/45°/60°/90°  
 LED : Epistar/bridgelux/Sanan  
 Color Temperature:  
 6500K/4000K/3000K/Red/Green/Blue/RGB  
 BODY COLOR:Black  
 CRI ≥70/80  
 INPUT:AC85-265V/DC12V





**MK-YC SERIES**

MODEL:MK-YC230(9W/12W/15W)  
 MK-YC290(18W/24W)  
 COLOR:6500K/3000K/Red/Green/Blue/RGB  
 IP RATING: IP67  
 SHELL MATERIAL:  
 Die-casting aluminum+Stainless Steel  
 LIGHT COLOR TEMPERATURE:Epistar/Bridgelu  
 LIGHT EFFECT:≥100LM/W  
 BEAM ANGLE:24°/36°/45°/60°  
 CRI ≥80  
 Drive Mode:Isolated driver  
 WORKING TEMPERATURE:-20°C~55°C  
 WARRANTY:2 Year



**MK-PQ130-9W/MK-PQ160-12W  
MK-PQ180-18W**


POWER:9W/12W/15W  
 COLOR:6500K/3000K/Red/Green/Blue/RGB  
 IP RATING: IP67  
 HELL MATERIAL:Die-casting aluminum+Stainless Steel  
 SIGHT COLOR TEMPERATURE:Epistar/Bridgelux  
 LIGHT EFFECT:≥100LM/W  
 LEAM ANGLE:24°/36°/45°/60°  
 CRI ≥80  
 Drive Mode:Isolated driver  
 WORKING TEMPERATURE:-20°C~55°C  
 WARRANTY:2 Year





### MK-CT-7W

POWER: 7W  
 CHIP: HIGH POWER LED  
 IP RATING: IP65/IP67  
 SIZE: 300x86  
 MATERIAL: Die-cast Aluminium  
 FREQUENCY: 50~60Hz  
 BEAM ANGLE: 24°/36°/45°/60°/90°  
 LED: Epistar/bridgelux/Sanan  
 COLOR TEMPERATURE:  
 6500K/4000K/3000K/Red/Green/Blue/RGB  
 BODY COLOR: Black/White/Grey  
 CRI ≥70/80  
 INPUT: AC85-265V/DC12V



### MK-CT-12/15W

POWER: 12W/15W  
 CHIP: HIGH POWER LED  
 IP RATING: IP65/IP67  
 SIZE: 495x86/600x88/800x90x75  
 MATERIAL: Die-cast Aluminium  
 FREQUENCY: 50~60Hz  
 BEAM ANGLE: 24°/36°/45°/60°/90°  
 LED: Epistar/bridgelux/Sanan  
 COLOR TEMPERATURE:  
 6500K/4000K/3000K/Red/Green/Blue/RGB  
 BODY COLOR: Black/White/Grey  
 CRI ≥70/80  
 INPUT: AC85-265V/DC12V



### MK-CT-18W

POWER: 18W  
 CHIP: HIGH POWER LED  
 IP RATING: IP65/IP67  
 SIZE: 1000x90x75  
 MATERIAL: Die-cast Aluminium  
 FREQUENCY: 50~60Hz  
 BEAM ANGLE: 24°/36°/45°/60°/90°  
 LED: Epistar/bridgelux/Sanan  
 COLOR TEMPERATURE:  
 6500K/4000K/3000K/Red/Green/Blue/RGB  
 BODY COLOR: Black/White/Grey  
 CRI ≥70/80  
 INPUT: AC85-265V/DC12V



### MK-CT-36W

POWER: 36W  
 CHIP: HIGH POWER LED  
 IP RATING: IP65/IP67  
 SIZE: 1000x120x80  
 MATERIAL: Die-cast Aluminium  
 FREQUENCY: 50~60Hz  
 BEAM ANGLE: 24°/36°/45°/60°/90°  
 LED: Epistar/bridgelux/Sanan  
 COLOR TEMPERATURE:  
 6500K/4000K/3000K/Red/Green/Blue/RGB  
 BODY COLOR: Black/White/Grey  
 CRI ≥70/80  
 INPUT: AC85-265V/DC12V



# LED CYLINDRICAL Lamp





**MK-F9020A**

POWER: 7W/10W/15W  
IP RATING: IP65  
SIZE: 90x90x140  
SIZE: 120x120x140  
SIZE: 150x150x140



**MK-F9011A**

POWER: 15W  
IP RATING: IP65  
SIZE: Φ145x140



**MK-F9011A**

POWER: 10W  
IP RATING: IP65  
SIZE: Φ108x140



**MK-F9011A**

POWER: 7W  
IP RATING: IP65  
SIZE: Φ90x140



**MK-2091-120**

POWER: E27  
IP RATING: IP65  
SIZE: 120x120x185



**MK-SP528**

POWER: E27  
IP RATING: IP65  
SIZE: 150x150x185




**MK-SP550D-W**

POWER: E27  
IP RATING: IP65  
SIZE: H450



**MK-SP550A-W**

POWER: E27  
IP RATING: IP65  
SIZE: H450




**MK-SP178**

POWER: E27  
IP RATING: IP65  
SIZE: H450



**MK-2091S**

POWER: G9/LED 5W  
IP RATING: IP65  
SIZE: 125x125x115



**MK-2091A LED**

POWER/SIZE:  
20W L: 270x270x130  
15W S: 220x220x100  
IP RATING: IP65



**MK-P61-S**

POWER: E27  
IP RATING: IP65  
SIZE: 150x150x190



**MK-P60**

POWER: E27  
IP RATING: IP65  
SIZE: 220x220x260



**MK-P61-L**

POWER: E27  
IP RATING: IP65  
SIZE: 225x225x225mm



**MK-F602**

POWER: E27  
IP RATING: IP65  
SIZE: Φ268x300



**MK-F602**

POWER: E27  
IP RATING: IP65  
SIZE: Φ268x300



**MK-2092**

POWER: E27  
IP RATING: IP65  
SIZE: 195x195x260



**MK-2093**

POWER: E27  
IP RATING: IP65  
SIZE: 190x235





**MK-1045A/1049A**

POWER: 5W/12W  
 CHIP: SMD  
 IP RATING: IP65  
 SIZE: 108x108x65/Φ130/163x163x130  
 MATERIAL: Die-cast Aluminium  
 FREQUENCY: 50~60Hz;  
 BEAM ANGLE: 36°/45°/60°  
 LED: Epistar/bridgelux/Sanan  
 COLOR TEMPERATURE:  
 6500K/4000K/3000KRed/Green/Blue/RGB  
 BODY COLOR: Black/White/Grey  
 CRI ≥70/80



**MK-1047A/1051A**

POWER: 5W/12W  
 CHIP: SMD  
 IP RATING: IP65  
 SIZE: 108x108x65/130x130/160x160x150  
 MATERIAL: Die-cast Aluminium  
 FREQUENCY: 50~60Hz;  
 BEAM ANGLE: 36°/45°/60°  
 LED: Epistar/bridgelux/Sanan  
 COLOR TEMPERATURE:  
 6500K/4000K/3000KRed/Green/Blue/RGB  
 BODY COLOR: Black/White/Grey  
 CRI ≥70/80  
 INPUT: AC85-265V



**MK-1044A/1048A**

POWER: 5W/12W  
 CHIP: SMD  
 IP RATING: IP65  
 SIZE: 108x108x65/170x170x150  
 Φ130/Φ160  
 MATERIAL: Die-cast Aluminium  
 FREQUENCY: 50~60Hz;  
 BEAM ANGLE: 36°/45°/60°  
 LED: Epistar/bridgelux/Sanan  
 COLOR TEMPERATURE:  
 6500K/4000K/3000KRed/Green/Blue/RGB  
 BODY COLOR: Black/White/Grey  
 CRI ≥70/80  
 INPUT: AC85-265V



**MK-1046A/1050A**

POWER: 5W/12W  
 CHIP: SMD  
 IP RATING: IP65  
 SIZE: 108x108x65/160x160x150  
 130x130  
 MATERIAL: Die-cast Aluminium  
 FREQUENCY: 50~60Hz;  
 BEAM ANGLE: 36°/45°/60°  
 LED: Epistar/bridgelux/Sanan  
 COLOR TEMPERATURE:  
 6500K/4000K/3000KRed/Green/Blue/RGB  
 BODY COLOR: Black/White/Grey  
 CRI ≥70/80  
 INPUT: AC85-265V



**MK-1066A-150** SERIES

POWER: E27  
 IP RATING: IP65  
 SIZE: L150xW150xH180



**MK-1066A-200** SERIES

POWER: E27  
 IP RATING: IP65  
 SIZE: L200xW200xH270



**MK-1066A-260** SERIES

POWER: E27  
 IP RATING: IP65  
 SIZE: L260xW260xH320



**MK-1066A-300** SERIES

POWER: E27  
 IP RATING: IP65  
 SIZE: L300xW300xH300  
 L320xW320xH400  
 L400xW400xH400



**MK-1066B-S** SOLAR

POWER: E27  
 IP RATING: IP65  
 SIZE: L150xW150xH180



**MK-1066B-M** SOLAR

POWER: E27  
 IP RATING: IP65  
 SIZE: L200xW200xH270



**MK-1066B-L** SOLAR

POWER: E27  
 IP RATING: IP65  
 SIZE: L260xW260xH320



**MK-1066B-XL** SOLAR

POWER: E27  
 IP RATING: IP65  
 SIZE: L320xW320xH400





**CLARO**

**LED GARDEN Light**

LED草坪灯

**CLARO**



**MK-881F**

POWER: 5W-30W  
 CHIP: COB  
 IP RATING: IP65  
 SIZE: 162x57  
 H200/400/600/800  
 MATERIAL: Die-cast Aluminium  
 FREQUENCY: 50~60Hz;  
 LED : Epistar/bridgelux/Sanan  
 COLOR TEMPERATURE:  
 6500K/4000K/3000K/Red/Green/Blue/RGB  
 BODY COLOR:Black/White/Grey  
 CRI ≥70/80  
 INPUT:AC85-265V




**MK-881Y**

POWER: 5W-30W  
 CHIP: COB  
 IP RATING: IP65  
 SIZE: 162x57  
 H200/400/600/800  
 MATERIAL: Die-cast Aluminium  
 FREQUENCY: 50~60Hz;  
 LED : Epistar/bridgelux/Sanan  
 COLOR TEMPERATURE:  
 6500K/4000K/3000K/Red/Green/Blue/RGB  
 BODY COLOR:Black/White/Grey  
 CRI ≥70/80  
 INPUT:AC85-265V



**MK-888** ADJUSTABLE 350°

POWER: 5W-30W  
 CHIP: COB  
 IP RATING: IP65  
 SIZE: Φ162x57  
 H200/400/600/800  
 MATERIAL: Die-cast Aluminium  
 FREQUENCY: 50~60Hz;  
 LED : Epistar/bridgelux/Sanan  
 COLOR TEMPERATURE:  
 6500K/4000K/3000K/Red/Green/Blue/RGB  
 BODY COLOR:Black/White/Grey  
 CRI ≥70/80  
 INPUT:AC85-265V





**MK-9020B**

POWER: 5W-30W  
 CHIP: COB  
 IP RATING: IP65  
 SIZE: Φ90/Φ120/Φ150  
 H200/400/600/800  
 MATERIAL: Die-cast Aluminium  
 FREQUENCY: 50~60Hz;  
 LED : Epistar/bridgelux/Sanan  
 COLOR TEMPERATURE:  
 6500K/4000K/3000K/Red/Green/Blue/RGB  
 BODY COLOR:Black/White/Grey  
 CRI ≥70/80  
 INPUT:AC85-265V



**MK-061**

POWER:7W  
 CHIP: COB  
 IP RATING: IP65  
 SIZE:169x70xCustomized  
 MATERIAL: Die-cast Aluminium  
 FREQUENCY: 50~60Hz;  
 LED : Epistar/bridgelux/Sanan  
 COLOR TEMPERATURE:  
 6500K/4000K/3000K/Red/Green/Blue/RGB  
 BODY COLOR:Black/White/Grey  
 CRI ≥70/80  
 INPUT:AC85-265V



**MK-126 SERIES**

POWER: 10W/12W  
 IP RATING: IP65  
 SIZE:H600/H800  
 MATERIAL: Die-cast Aluminium  
 FREQUENCY: 50~60Hz;  
 LED : Epistar/bridgelux/Sanan  
 COLOR TEMPERATURE:  
 6500K/4000K/3000K/Red/Green/Blue/RGB  
 BODY COLOR:Black/White/Grey  
 CRI ≥70/80  
 INPUT:AC85-265V



**MK-120 SERIES**

POWER:5W-10W  
 SIZE:H600  
 COLOR:6500K/3000K/Red/Green/Blue  
 SHELL MATERIAL:Die-casting aluminum  
 LIGHT COLOR TEMPERATURE:Epistar/bridgelux  
 LED LIGHT EFFECT:≥100LM/W  
 BEAM ANGLE:180°  
 CRI ≥80  
 DRIVE MODE:Isolated drive  
 WORKING TEMPERATURE:-20°C~55°C  
 LIFESPAN: ≥50000 Hrs



**MK-F833-90CM**

POWER: 10W  
 CHIP: COB  
 IP RATING: IP65  
 SIZE:Φ190xH900  
 MATERIAL: Die-cast Aluminium  
 FREQUENCY: 50~60Hz;  
 LED : Epistar/bridgelux/Sanan  
 COLOR TEMPERATURE:  
 6500K/4000K/3000K/Red/Green/Blue/RGB  
 BODY COLOR:Black/White/Grey  
 CRI ≥70/80  
 INPUT:AC85-265V



**MK-F833-1-100CM**

POWER: 10W  
 CHIP: COB  
 IP RATING: IP65  
 SIZE:150x235xH1000  
 MATERIAL: Die-cast Aluminium  
 FREQUENCY: 50~60Hz;  
 LED : Epistar/bridgelux/Sanan  
 COLOR TEMPERATURE:  
 6500K/4000K/3000K/Red/Green/Blue/RGB  
 BODY COLOR:Black/White/Grey  
 CRI ≥70/80  
 INPUT:AC85-265V



**MK-F823-1-90CM**

POWER: 10W  
 CHIP: COB  
 IP RATING: IP65  
 SIZE:150X370XH900  
 MATERIAL: Die-cast Aluminium  
 FREQUENCY: 50~60Hz;  
 LED : Epistar/bridgelux/Sanan  
 COLOR TEMPERATURE:  
 6500K/4000K/3000K/Red/Green/Blue/RGB  
 BODY COLOR:Black/White/Grey  
 CRI ≥70/80  
 INPUT:AC85-265V



**MK-F823-2-90CM**

POWER: 2x10W  
 CHIP: COB  
 IP RATING: IP65  
 SIZE:150X640XH900  
 MATERIAL: Die-cast Aluminium  
 FREQUENCY: 50~60Hz;  
 LED : Epistar/bridgelux/Sanan  
 COLOR TEMPERATURE:  
 6500K/4000K/3000K/Red/Green/Blue/RGB  
 BODY COLOR:Black/White/Grey  
 CRI ≥70/80  
 INPUT:AC85-265V





**MK-F841Y**

POWER: 12W  
 CHIP: SMD  
 IP RATING: IP65  
 SIZE: Φ150xH200/Φ150xH400  
 Φ150xH600/Φ150xH800  
 MATERIAL: Die-cast Aluminium  
 FREQUENCY: 50~60Hz;  
 LED : Epistar/bridgelux/Sanan  
 COLOR TEMPERATURE:  
 6500K/4000K/3000K/Red/Green/Blue/RGB  
 BODY COLOR:Black/White/Grey  
 CRI ≥70/80  
 INPUT:AC85-265V



**MK-F841F**

POWER: 12W  
 CHIP: SMD  
 IP RATING: IP65  
 SIZE: 150x150x200/150x150x400  
 150x150x600/150x150x800  
 MATERIAL: Die-cast Aluminium  
 FREQUENCY: 50~60Hz;  
 LED : Epistar/bridgelux/Sanan  
 COLOR TEMPERATURE:  
 6500K/4000K/3000K/Red/Green/Blue/RGB  
 BODY COLOR:Black/White/Grey  
 CRI ≥70/80  
 INPUT:AC85-265V



**MK-F841F-2**

POWER: 2X12W  
 CHIP: SMD  
 IP RATING: IP65  
 SIZE: 150X150XH800  
 MATERIAL: Die-cast Aluminium  
 FREQUENCY: 50~60Hz;  
 LED : Epistar/bridgelux/Sanan  
 COLOR TEMPERATURE:  
 6500K/4000K/3000K/Red/Green/Blue/RGB  
 BODY COLOR:Black/White/Grey  
 CRI ≥70/80  
 INPUT:AC85-265V



**MK-2034**

POWER:15W  
 CHIP: SMD  
 IP RATING: IP65  
 SIZE: 150X150XH600  
 MATERIAL: Die-cast Aluminium  
 FREQUENCY: 50~60Hz;  
 LED : Epistar/bridgelux/Sanan  
 COLOR TEMPERATURE:  
 6500K/4000K/3000K/Red/Green/Blue/RGB  
 BODY COLOR:Black/White/Grey  
 CRI ≥70/80  
 INPUT:AC85-265V



**MK-9012A**

POWER:5W-30W  
 SIZE:Φ90/Φ108/Φ145  
 H200/H400/H600/H800  
 COLOR:6500K/3000K/Red/Green/Blue  
 SHELL MATERIAL:Die-casting aluminum  
 LIGHT COLOR TEMPERATURE:Epistar/bridgelux  
 CRI ≥80  
 DRIVE MODE:Isolated drive  
 WORKING TEMPERATURE:-20°C~55°C  
 LIFESPAN: ≥50000 Hrs



**MK-9012B**

POWER:5W-30W  
 SIZE:Φ90/Φ108/Φ145  
 H200/H400/H600/H800  
 COLOR:6500K/3000K/Red/Green/Blue  
 SHELL MATERIAL:Die-casting aluminum  
 LIGHT COLOR TEMPERATURE:Epistar/bridgelux  
 CRI ≥80  
 DRIVE MODE:Isolated drive  
 WORKING TEMPERATURE:-20°C~55°C  
 LIFESPAN: ≥50000 Hrs



**MK-9017A**

POWER:5W-30W  
 SIZE:Φ90/Φ108/Φ145  
 H200/H400/H600/H800  
 COLOR:6500K/3000K/Red/Green/Blue  
 SHELL MATERIAL:Die-casting aluminum  
 LIGHT COLOR TEMPERATURE:Epistar/bridgelux  
 CRI ≥80  
 DRIVE MODE:Isolated drive  
 WORKING TEMPERATURE:-20°C~55°C  
 LIFESPAN: ≥50000 Hrs



**MK-9014A**

POWER:5W-30W  
 SIZE:Φ90/Φ108/Φ145  
 H200/H400/H600/H800  
 COLOR:6500K/3000K/Red/Green/Blue  
 SHELL MATERIAL:Die-casting aluminum  
 LIGHT COLOR TEMPERATURE:Epistar/bridgelux  
 CRI ≥80  
 DRIVE MODE:Isolated drive  
 WORKING TEMPERATURE:-20°C~55°C  
 LIFESPAN: ≥50000 Hrs





MK-S0001

SOLAR PANELS:5V/2W  
BATTERY:3.2V/2000mAh  
SIZE:160\*160\*H700MM  
CCT:3000-6500K  
CHARGE TIME:3-5H  
IP RATING:IP65  
MATERIAL:ABS+PC



MK-S0007

SOLAR PANELS:5V/2W  
BATTERY:3.2V/2000mAh  
SIZE:185\*H700MM  
CCT:3000-6500K  
CHARGE TIME:3-5H  
IP RATING:IP65  
MATERIAL:Dis casting aluminum+PC



MK-S0005

SOLAR PANELS:5V/2W  
BATTERY:3.2V/2000mAh  
SIZE:185\*H700MM  
CCT:3000-6500K  
CHARGE TIME:3-5H  
IP RATING:IP65  
MATERIAL:Dis casting aluminum+PC



MK-S0009

SOLAR PANELS:5V/2W  
BATTERY:3.2V/2000mAh  
SIZE:185\*H700MM  
CCT:3000-6500K  
CHARGE TIME:3-5H  
IP RATING:IP65  
MATERIAL:Dis casting aluminum+PC



MK-3004

POWER:4.5W SOLAR PANEL  
SIZE:H30/H60/H80  
照射面积 : 3m<sup>2</sup>-5m<sup>2</sup>  
VOLTAGE:≤36V(含)  
MATERIAL:ALU+PC



MK-5004

POWER:4.5W SOLAR PANEL  
SIZE:H40/H60/H80  
照射面积 : 3m<sup>2</sup>-5m<sup>2</sup>  
VOLTAGE:≤36V(含)  
MATERIAL:ALU+PC



MK-4104

POWER:4.5W SOLAR  
SIZE:H35/H65/H85  
照射面积 : 3m<sup>2</sup>-5m<sup>2</sup>  
VOLTAGE:≤36V(含)  
MATERIAL:ALU+PC



MK-4804

POWER:3W SOLAR PANEL  
SIZE: H45/H60/H70  
照射面积 : 3m<sup>2</sup>-5m<sup>2</sup>  
VOLTAGE:≤36V(含)  
MATERIAL:ALU+PC



MK-5404

POWER:4.5W SOLAR PANEL  
SIZE:H50/H60/H175  
照射面积 : 3m<sup>2</sup>-5m<sup>2</sup>  
VOLTAGE:≤36V(含)  
MATERIAL:ALU+PC





MK-011

POWER:7W  
IP RATING: IP65  
SIZE:100x100xCustomized  
MATERIAL: Die-cast Aluminium  
FREQUENCY: 50-60Hz;  
COLOR TEMPERATURE:  
6500K/4000K/3000K/Red/Green/Blue/RGB  
BODY COLOR:Black/White/Grey  
INPUT:AC85-265V



MK-126/3

POWER:10W  
P RATING: IP65  
SIZE:169x70xCustomized  
MATERIAL: Die-cast Aluminium  
FREQUENCY: 50-60Hz;  
COLOR TEMPERATURE:  
6500K/4000K/3000K/Red/Green/Blue/RGB  
BODY COLOR:Black/White/Grey



MK-126/1

POWER:7W  
IP RATING: IP65  
SIZE:169x70xCustomized  
MATERIAL: Die-cast Aluminium  
FREQUENCY: 50-60Hz;  
COLOR TEMPERATURE:  
6500K/4000K/3000K/Red/Green/Blue/RGB  
BODY COLOR:Black/White/Grey  
INPUT:AC85-265V




MK-107/2

POWER:12W  
IP RATING: IP65  
SIZE:170x110xCustomized  
MATERIAL: Die-cast Aluminium  
FREQUENCY: 50-60Hz;  
COLOR TEMPERATURE:  
6500K/4000K/3000K/Red/Green/Blue/RGB  
BODY COLOR:Black/White/Grey



MK-104/2

POWER:12W  
IP RATING: IP65  
SIZE:170x120xCustomized  
MATERIAL: Die-cast Aluminium  
FREQUENCY: 50-60Hz;  
COLOR TEMPERATURE:  
6500K/4000K/3000K/Red/Green/Blue/RGB  
BODY COLOR:Black/White/Grey  
INPUT:AC85-265V



MK-115/2

POWER:7W  
IP RATING: IP65  
SIZE:150x120xCustomized  
MATERIAL: Die-cast Aluminium  
FREQUENCY: 50-60Hz;  
COLOR TEMPERATURE:  
6500K/4000K/3000K/Red/Green/Blue/RGB  
BODY COLOR:Black/White/Grey  
INPUT:AC85-265V



MK-114

POWER:7-12W  
IP RATING: IP65  
SIZE:158x68xCustomized  
MATERIAL: Die-cast Aluminium  
FREQUENCY: 50-60Hz;  
COLOR TEMPERATURE:  
6500K/4000K/3000K/Red/Green/Blue/RGB  
BODY COLOR:Black/White/Grey  
INPUT:AC85-265V



MK-115/1

POWER:12W  
IP RATING: IP65  
SIZE:170x100xCustomized  
MATERIAL: Die-cast Aluminium  
FREQUENCY: 50-60Hz;  
COLOR TEMPERATURE:  
6500K/4000K/3000K/Red/Green/Blue/RGB  
BODY COLOR:Black/White/Grey  
INPUT:AC85-265V



MK-110

POWER:7-10W  
IP RATING: IP65  
SIZE:125x125xCustomized  
MATERIAL: Die-cast Aluminium  
FREQUENCY: 50-60Hz;  
COLOR TEMPERATURE:  
6500K/4000K/3000K/Red/Green/Blue/RGB  
BODY COLOR:Black/White/Grey  
INPUT:AC85-265V



MK-2022

POWER:7-10W  
IP RATING: IP65  
SIZE:145x600-2500  
MATERIAL: Die-cast Aluminium  
FREQUENCY: 50-60Hz;  
COLOR TEMPERATURE:  
6500K/4000K/3000K/Red/Green/Blue/RGB  
BODY COLOR:Black/White/Grey  
INPUT:AC85-265V





MK-9020A

POWER:LED5-15W  
 SIZE:Φ90/120/150XH200/400/600/800  
 照射面积: 3m<sup>2</sup>-5m<sup>2</sup>  
 VOLTAGE:≤36V(含)  
 MATERIAL:ALU+PC



MK-P55/P56

POWER:LED5-15W  
 SIZE:H200/400/600/800  
 照射面积: 3m<sup>2</sup>-5m<sup>2</sup>  
 VOLTAGE:≤36V(含)  
 MATERIAL:ALU+PC



MK-P57/P58

POWER:LED5-15W  
 SIZE:H200/400/600/800  
 照射面积: 3m<sup>2</sup>-5m<sup>2</sup>  
 VOLTAGE:≤36V(含)  
 MATERIAL:ALU+PC



MK-3013

POWER:LED5-15W  
 SIZE:H200/400/600/800  
 照射面积: 3m<sup>2</sup>-5m<sup>2</sup>  
 VOLTAGE:≤36V(含)  
 MATERIAL:ALU+PC



MK-4805  
 POWER:E27  
 SIZE:H60



MK-4806  
 POWER:E27  
 SIZE:H60



MK-127

POWER:5W  
 IP RATING: IP65  
 SHELL MATERIAL: Die-cast Aluminum  
 MATERIAL: Die-cast Aluminum  
 FREQUENCY: 50-60Hz  
 COLOR TEMPERATURE: 3000K/4000K/5000K/6000K/7000K/8000K/9000K  
 BODY COLOR:Black/White/Gray  
 INPUT AC:85-265V



MK-129


POWER:5W  
 COLOR:3000K/4000K/5000K/6000K/7000K/8000K/9000K  
 SHELL MATERIAL: Die-cast Aluminum  
 LIGHT COLOR TEMPERATURE: Equal to light bulb  
 LED LIGHT EFFECT: 100LM/W  
 BEAM ANGLE: 90°  
 CRI: >80  
 DIMMABLE: Not dimmable  
 WORKING TEMPERATURE: -20°C~50°C  
 LIFESPAN: >50000 Hrs



MK-889  
 LAMP:E27  
 SIZE:250x250x300

MK-889  
 LAMP:E27  
 SIZE:250x250x600

MK-889  
 LAMP:E27  
 SIZE:250x250x800



LAMP:LED 10W  
 Φ:90  
 H:200/400/600/800



MK-9011D  
 LAMP:LED 10W  
 Φ:90  
 H:200/400/600/800



MK-9011C  
 LAMP:LED 5W-15W  
 Φ:90/108/145  
 H:200/400/600/800



MK-9011A  
 LAMP:LED 5W-15W  
 Φ:90/108/145  
 H:200/400/600/800



MK-9011C-2  
 LAMP:LED 5W-12W  
 Φ:90/108  
 H:200/400/600/800



MK-9011C-2  
 LAMP:LED 15W  
 Φ:145  
 H:200/400/600/800





MK-9011A-2  
LAMP:LED 5W-10W  
Φ:90/108  
H:200/400/600/800



MK-9011A-2  
LAMP:LED 15W  
Φ:145  
H:200/400/600/800



MK-9026  
LAMP:LED 5W-10W  
Φ:90  
H:400/600/800



MK-9027  
LAMP:LED 5W-10W  
Φ:90  
H:400/600/800



MK-9027  
LAMP:LED 5W-12W  
Φ:108  
H:400/600/800



MK-9027  
LAMP:LED 15W  
Φ:145  
H:400/600/800



MK-9027-2  
LAMP:LED 5W-10W  
Φ:90  
H:400/600/800



MK-9027-2  
LAMP:LED 5W-12W  
Φ:108  
H:400/600/800



MK-9027-2  
LAMP:LED 15W  
Φ:145  
H:400/600/800



MK-9028  
LAMP:LED 5W-10W  
Φ:90  
H:400/600/800



MK-9028  
LAMP:LED 5W-12W  
Φ:120  
H:400/600/800



MK-9028  
LAMP:LED 15W  
Φ:145  
H:400/600/800



MK-9029  
LAMP:LED 5W-10W  
Φ:90  
H:400/600/800



MK-9029  
LAMP:LED 5W-12W  
Φ:120  
H:400/600/800



MK-9029  
LAMP:LED 15W  
Φ:145  
H:400/600/800



MK-9030  
LAMP:LED 5W-15W  
Φ:90/120/145  
H:200/400/600/800



MK-9033-6  
LAMP:LED 5W-12W  
Φ:90/108  
H:400/600/800



MK-9033-6  
LAMP:LED 15W  
Φ:145  
H:400/600/800



MK-9031-8  
LAMP:LED 15W  
Φ:145  
H:200/400/600/800



MK-9032-8  
LAMP:LED 15W  
Φ:145  
H:400/600/800



MK-9015A-4  
LAMP:LED 5W-15W  
Φ:90+65管/108+90管/145+108管  
H:400/600/800/1000



MK-9016A-6  
LAMP:LED 5W-15W  
Φ:90+65管/108+90管/145+108管  
H:400/600/800/1000



MK-9035-6  
LAMP:LED 5W-12W  
Φ:108  
H:400/600/800



MK-9035-6  
LAMP:LED 15W  
Φ:145  
H:400/600/800





MK-9034  
LAMP:LED 5W-12W  
Φ:90/108  
H:400/600/800



MK-9018A  
LAMP:LED 5W-15W  
Φ:90/108/145  
H:400/600/800/1000



MK-9038-4  
LAMP:LED 5W-15W  
Φ:90/108/145  
H:400/600/800



MK-9036-4  
LAMP:LED 5W-15W  
Φ:90/108/145  
H:200/400/600/800



MK-9037-6  
LAMP:LED 5W-12W  
Φ:108  
H:400/600/800



MK-9037-6  
LAMP:LED 15W  
Φ:145  
H:400/600/800



MK-9019A  
LAMP:LED 5W-15W  
Φ:90/108/145  
H:400/600/800/1000



MK-9012A  
LAMP:LED 5W-15W  
Φ:90/108/145  
H:200/400/600/800




MK-9012B  
LAMP:LED 5W-12W  
Φ:90  
H:200/400/600/800



MK-9012C  
LAMP:LED 5W-15W  
Φ:90/108/145  
H:200/400/600/800

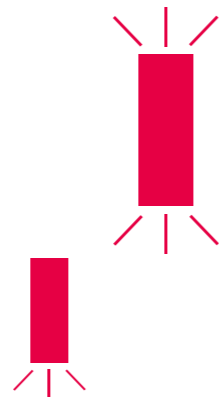
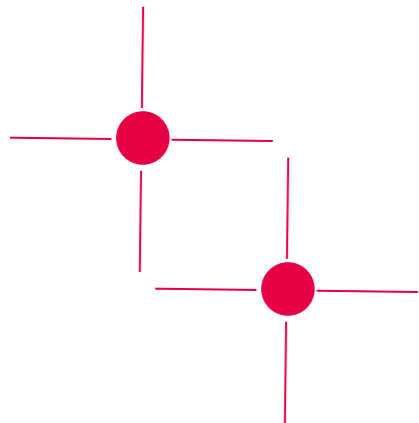


MK-9012D  
LAMP:LED 5W-12W  
Φ:90  
H:200/400/600/800




LED  
OUTDOOR  
WALL  
Light

LED壁灯




# LED OUTDOOR WALL LIGHT




**MK-F828**

POWER:4X3W  
IP RATING: IP54  
SIZE:Φ95MM  
INPUT:AC85-265V




**F828B-2**

POWER:2X1W  
IP RATING: IP54  
SIZE:Φ73MM  
INPUT:AC85-265V




**F828B-4**

POWER:4X1W  
IP RATING: IP54  
SIZE:Φ73MM  
INPUT:AC85-265V




**F828-5**

POWER:5X1W  
IP RATING: IP54  
SIZE:Φ100MM  
INPUT:AC85-265V




**MK-F828C平**

POWER:4X3W  
IP RATING: IP54  
SIZE:Φ95MM  
INPUT:AC85-265V



**MK-W06**

POWER:2X3W  
IP RATING: IP54  
SIZE:Φ90MM  
INPUT:AC85-265V



**F828D钻石**


POWER:4X1W  
IP RATING: IP54  
SIZE:Φ90X90X65MM  
INPUT:AC85-265V



**MK-W08**


POWER:2X1W  
IP RATING: IP54  
SIZE:Φ100X95MM  
INPUT:AC85-265V





MK-101梅花/MK-102梅花

POWER:2X1/4X1W  
IP RATING: IP54  
SIZE:55X97X37MM  
SIZE:110X80X35MM  
INPUT:AC85-265V




MK-103梅花

POWER:6X1W  
IP RATING: IP54  
SIZE:155X80X35MM  
INPUT:AC85-265V




MK-104梅花

POWER:8X1W  
IP RATING: IP54  
SIZE:210X80X35MM  
INPUT:AC85-265V




MK-122梅花

POWER:10X1W  
IP RATING: IP54  
SIZE:260X80X40MM  
INPUT:AC85-265V




MK-123梅花

POWER:12X1W  
IP RATING: IP54  
SIZE:310X80X35MM  
INPUT:AC85-265V




MK-104波浪/MK-105波浪

POWER:2X1/4X1W  
IP RATING: IP54  
SIZE:55X97X37MM  
SIZE:110X80X40MM  
INPUT:AC85-265V



MK-106波浪

POWER:6X1W  
IP RATING: IP54  
SIZE:155X80X35MM  
INPUT:AC85-265V




MK-107波浪

POWER:8X1W  
IP RATING: IP54  
SIZE:210X80X35MM  
INPUT:AC85-265V



MK-2266-2

POWER:2X1W  
IP RATING: IP54  
SIZE:35X100X45MM  
INPUT:AC85-265V



MK-2266-4

POWER:4X1W  
IP RATING: IP54  
SIZE:85X100X45MM  
INPUT:AC85-265V



MK-2266-6

POWER:6X1W  
IP RATING: IP54  
SIZE:135X100X45MM  
INPUT:AC85-265V



MK-2266-8

POWER:8X1W  
IP RATING: IP54  
SIZE:185X100X45MM  
INPUT:AC85-265V



MK-120波浪

POWER:10X1W  
IP RATING: IP54  
SIZE:260X80X35MM  
INPUT:AC85-265V



MK-121波浪

POWER:12X1W  
IP RATING: IP54  
SIZE:310X80X35MM  
INPUT:AC85-265V



MK-2266-10


POWER:10X1W  
IP RATING: IP54  
SIZE:235X100X45MM  
INPUT:AC85-265V



MK-2266-12


POWER:12X1W  
IP RATING: IP54  
SIZE:285X100X45MM  
INPUT:AC85-265V






**MK-W12-2瓦片**

POWER:2X1W  
IP RATING: IP54  
SIZE:40X65X45MM  
INPUT:AC85-265V




**MK-W12-4瓦片**

POWER:4X1W  
IP RATING: IP54  
SIZE:120X100X45MM  
INPUT:AC85-265V




**MK-W12-6瓦片**

POWER:6X1W  
IP RATING: IP54  
SIZE:175X100X45MM  
INPUT:AC85-265V




**MK-W12-8瓦片**

POWER:8X1W  
IP RATING: IP54  
SIZE:230X100X45MM  
INPUT:AC85-265V




**MK-W12-10瓦片**

POWER:10X1W  
IP RATING: IP54  
SIZE:270X80X40MM  
INPUT:AC85-265V




**MK-W13-4W楼梯**

POWER:4X1W  
IP RATING: IP54  
SIZE:120X80X35MM  
INPUT:AC85-265V




**MK-W13-6W楼梯**

POWER:6X1W  
IP RATING: IP54  
SIZE:120X120X35MM  
INPUT:AC85-265V




**MK-W13-8W楼梯**

POWER:8X1W  
IP RATING: IP54  
SIZE:160X160X35MM  
INPUT:AC85-265V




**MK-W100-2W椭圆**

POWER:2X1W  
IP RATING: IP54  
SIZE:55X97X37MM  
INPUT:AC85-265V




**MK-W100-4W椭圆**

POWER:4X1W  
IP RATING: IP54  
SIZE:130X80X40MM  
INPUT:AC85-265V




**MK-W100-6W椭圆**

POWER:6X1W  
IP RATING: IP54  
SIZE:180X90X40MM  
INPUT:AC85-265V




**MK-W100-8W椭圆**

POWER:8X1W  
IP RATING: IP54  
SIZE:230X110X40MM  
INPUT:AC85-265V




**MK-2280-2**

POWER:2X1W  
IP RATING: IP54  
SIZE:100X85X35MM  
INPUT:AC85-265V




**MK-2280-4**

POWER:4X1W  
IP RATING: IP54  
SIZE:100X85X35MM  
INPUT:AC85-265V



**MK-2270-4**

POWER:4X1W  
IP RATING: IP54  
SIZE:100X85X35MM  
INPUT:AC85-265V



**MK-2271-4八角**

POWER:4X1W  
IP RATING: IP54  
SIZE:90X90X40MM  
INPUT:AC85-265V





**MK-G0887**工程款

POWER:12X2W   
 IP RATING: IP54  
 SIZE:320X90X50MM  
 INPUT:AC85-265V



**MK-G0952**工程款

POWER:12X2W   
 IP RATING: IP54  
 SIZE:305X90X45MM  
 INPUT:AC85-265V



**MK-G0664**工程款

POWER:6X2W   
 IP RATING: IP54  
 SIZE:170X80X40MM  
 INPUT:AC85-265V



**MK-G00951**工程款

POWER:6X2W   
 IP RATING: IP54  
 SIZE:170X80X35MM  
 INPUT:AC85-265V




**MK-W21-4**

POWER:4X1W  
 IP RATING: IP54  
 SIZE:170X75X40MM  
 INPUT:AC85-265V




**MK-W22-4**

POWER:4X1W  
 IP RATING: IP20  
 SIZE:230X60X35MM  
 INPUT:AC85-265V




**MK-W23-8**

POWER:8X1+3W  
 IP RATING: IP54  
 SIZE:Φ180X59MM  
 INPUT:AC85-265V




**MK-W23-12+4**

POWER:12X1W+4W  
 IP RATING: IP54  
 SIZE:Φ250X55MM  
 INPUT:AC85-265V



**MK-4W**蘑菇

POWER:4X1W  
 IP RATING: IP54  
 SIZE:Φ100X60MM  
 INPUT:AC85-265V




**MK-6W**蘑菇

POWER:6W  
 IP RATING: IP54  
 SIZE:Φ123X50MM  
 INPUT:AC85-265V




**MK-8W**蘑菇

POWER:8X1W  
 IP RATING: IP54  
 SIZE:Φ160X60MM  
 INPUT:AC85-265V



**MK-6+1W**蘑菇

POWER:6X1W  
 IP RATING: IP54  
 SIZE:Φ120X50MM  
 INPUT:AC85-265V




**MK-2282-6**

POWER:6X1W  
 IP RATING: IP54  
 SIZE:Φ140X70MM  
 INPUT:AC85-265V




**MK-2282-5**

POWER:5X1W  
 IP RATING: IP54  
 SIZE:Φ115X70MM  
 INPUT:AC85-265V



**MK-2282-8**

POWER:8X1W+2W  
 IP RATING: IP54  
 SIZE:Φ185X80MM  
 INPUT:AC85-265V



**MK-6007F-8BK**

POWER:8X2W   
 IP RATING: IP54  
 SIZE:100X100X40MM  
 INPUT:AC85-265V





**MK-8002-2Y-L**

POWER:2X3W  
IP RATING: IP54  
SIZE:157X48X37MM  
INPUT:AC85-265V




**MK-8002-2Y-S**

POWER:2X3W  
IP RATING: IP54  
SIZE:88X48X37MM  
INPUT:AC85-265V




**MK-8002-2F-S**

POWER:2X3W  
IP RATING: IP54  
SIZE:88X48X37MM  
INPUT:AC85-265V



**MK-8002-2F-L**

POWER:2X3W  
IP RATING: IP54  
SIZE:157X48X37MM  
INPUT:AC85-265V



**MK-F687**

POWER:6W  
IP RATING: IP54  
SIZE:200X90X90MM  
INPUT:AC85-265V




**MK-W32**

POWER:6W  
IP RATING: IP54  
SIZE:215X105X105MM  
INPUT:AC85-265V



**MK-F842S**

POWER:2X3W  
IP RATING: IP54  
SIZE:120X60X40MM  
INPUT:AC85-265V



**MK-W34**

POWER:2X1W  
IP RATING: IP54  
SIZE:150X50X35MM  
INPUT:AC85-265V



**MK-W35**

POWER:5W  
IP RATING: IP54  
SIZE:100X100X85MM  
INPUT:AC85-265V



**MK-W36**

POWER:5W  
IP RATING: IP54  
SIZE:100X100X170MM  
INPUT:AC85-265V



**MK-W37**

POWER:3W  
IP RATING: IP54  
SIZE:100X100X30MM  
INPUT:AC85-265V



**MK-W38**

POWER:6W  
IP RATING: IP54  
SIZE:170X100X50MM  
INPUT:AC85-265V






**MK-W43**

POWER:2X5W  
IP RATING: IP54  
SIZE:95X150X50MM  
INPUT:AC85-265V




**MK-W44**

POWER:2X5W  
IP RATING: IP54  
SIZE:95X150X50MM  
INPUT:AC85-265V



**MK-E01单头半圆**

POWER:5W  
IP RATING: IP54  
SIZE:160X110X55MM  
INPUT:AC85-265V



**MK-W46**

POWER:2X5W  
IP RATING: IP54  
SIZE:160X95X90MM  
INPUT:AC85-265V



**MK-W47**

POWER:6X1W  
IP RATING: IP54  
SIZE:160X160X65MM  
INPUT:AC85-265V




**MK-W48**

POWER:3X1W  
IP RATING: IP54  
SIZE:160X160X65MM  
INPUT:AC85-265V



**MK-W49**

POWER:10W  
IP RATING: IP54  
SIZE:170X170X90MM  
INPUT:AC85-265V




**MK-W50**

POWER:2X3W  
IP RATING: IP54  
SIZE:125X100MM  
INPUT:AC85-265V



**MK-6052**

POWER:3W  
IP RATING: IP20  
SIZE:380X75X75MM  
INPUT:AC85-265V



**MK-2272-2**

POWER:2X3W  
IP RATING: IP54  
SIZE:100X100X50MM  
INPUT:AC85-265V



**MK-2272/4**

POWER:4X3W  
IP RATING: IP54  
SIZE:246X100X50MM  
INPUT:AC85-265V



**MK-2237-460/MK-2237-610**

POWER:6W/12W/18W/24W/30W  
IP RATING: IP20  
SIZE:460/760\*90\*35MM  
610/760\*90\*35MM  
INPUT:AC85-265V



**MK-W58-2**

POWER:5W  
IP RATING: IP20  
SIZE:120X140X120MM  
INPUT:AC85-265V



**MK-W59-4**

POWER:2X5W  
IP RATING: IP20  
SIZE:270X120X100MM  
INPUT:AC85-265V




**MK-W60-6**

POWER:3X5W  
IP RATING: IP20  
SIZE:390X100X100MM  
INPUT:AC85-265V




**MK-W56**

POWER:10W  
IP RATING: IP54  
SIZE:250X60X100MM  
INPUT:AC85-265V




**MK-W61(WH+GD)**

POWER:2X5W  
IP RATING: IP54  
SIZE:370X80X110MM  
INPUT:AC85-265V




**MK-W62**

POWER:2X7W  
IP RATING: IP54  
SIZE:180X100X80/230X130X80MM  
INPUT:AC85-265V



**MK-W108小蛮腰**

POWER:2X3W  
IP RATING: IP20/IP54  
SIZE:H250/H300/H350X60X50MM  
INPUT:AC85-265V



**MK-F117M**

L:2X7+6W/ 248X85X55  
M:2X5+4W/195X70X45  
S:2X3+2W/150X55X40  
IP RATING: IP54  
SIZE:260X80X40MM  
INPUT:AC85-265V



**MK-2233**

POWER:7W  
IP RATING: IP54  
SIZE:200X120X90MM  
INPUT:AC85-265V



**MK-877**

POWER:5W  
IP RATING: IP54  
SIZE:170X170X80MM  
INPUT:AC85-265V



**MK-2232**

POWER:6W  
IP RATING: IP54  
SIZE:160X160X85MM  
INPUT:AC85-265V



**MK-W60**

POWER:2X3W  
IP RATING: IP54  
SIZE:83X70X53MM  
INPUT:AC85-265V



**MK-W65**

POWER:5W  
IP RATING: IP54  
SIZE:130X175X138MM  
INPUT:AC85-265V



**MK-W66**

POWER:3W  
IP RATING: IP54  
SIZE:130X175X138MM  
INPUT:AC85-265V



**MK-F93A**


POWER:1X5W  
IP RATING: IP20/IP54  
SIZE:Φ145MM  
INPUT:AC85-265V



**MK-W68**


POWER:1X5W  
IP RATING: IP65  
SIZE:140X140X85MM  
INPUT:AC85-265V





**MK-W69-3**

POWER:3X1W  
IP RATING: IP54  
SIZE:93X45MM  
INPUT:AC85-265V




**MK-W69-4**

POWER:4X1W  
IP RATING: IP54  
SIZE:93X45MM  
INPUT:AC85-265V



**MK-W69-5**

POWER:5X1W  
IP RATING: IP54  
SIZE:108X45MM  
INPUT:AC85-265V



**MK-W69-6**

POWER:6X1W  
IP RATING: IP54  
SIZE:124X45MM  
INPUT:AC85-265V




**MK-W70-4/6**

POWER:4X1W/6X1W  
IP RATING: IP54  
SIZE:90X80X45MM  
SIZE:140X80X45MM  
INPUT:AC85-265V



**MK-W70-8**

POWER:8X1W  
IP RATING: IP54  
SIZE:190X80X45MM  
INPUT:AC85-265V




**MK-W70-10**

POWER:10X1W  
IP RATING: IP54  
SIZE:240X80X45MM  
INPUT:AC85-265V




**MK-W70-12**

POWER:12X1W  
IP RATING: IP54  
SIZE:290X80X45MM  
INPUT:AC85-265V




**MK-W71-2**

POWER:2X1W  
IP RATING: IP54  
SIZE:45X110X35MM  
INPUT:AC85-265V




**MK-W71-4**

POWER:4X1W  
IP RATING: IP54  
SIZE:105X110X40MM  
INPUT:AC85-265V




**MK-W71-6**

POWER:6X1W  
IP RATING: IP54  
SIZE:155X160X50MM  
INPUT:AC85-265V




**MK-W72-2**

POWER:2X3W  
IP RATING: IP54  
SIZE:120X105X50MM  
INPUT:AC85-265V




**MK-2264**

POWER:2X3W  
IP RATING: IP54  
SIZE:140X65X70MM  
INPUT:AC85-265V




**MK-W74-2L**

POWER:2X5W  
IP RATING: IP54  
SIZE:200X80X90MM  
INPUT:AC85-265V



**MK-W75-2**


POWER:2X3W  
IP RATING: IP54  
SIZE:220X65X70MM  
INPUT:AC85-265V



**MK-W73**


POWER:2X5W  
IP RATING: IP54  
SIZE:200X80X80MM  
INPUT:AC85-265V






**MK-W76-4**

POWER:4X1W  
IP RATING: IP54  
SIZE:130X80X38MM  
INPUT:AC85-265V



**MK-W76-6**

POWER:6X1W  
IP RATING: IP54  
SIZE:165X80X38MM  
INPUT:AC85-265V




**MK-W77-4**

POWER:4X1W  
IP RATING: IP54  
SIZE:130X80X38MM  
INPUT:AC85-265V




**MK-W77-6**

POWER:6X1W  
IP RATING: IP54  
SIZE:165X80X38MM  
INPUT:AC85-265V




**MK-W78-6(WH)**

POWER:6X1W  
IP RATING: IP54  
SIZE:138X138X42MM  
INPUT:AC85-265V



**MK-H06-6**

POWER:6X1W  
IP RATING: IP54  
SIZE:138X138X42MM  
INPUT:AC85-265V



**MK-W79-4**

POWER:4X1W  
IP RATING: IP54  
SIZE:100X100X38MM  
INPUT:AC85-265V



**MK-W80-2**

POWER:2X1W  
IP RATING: IP54  
SIZE:110X80X45MM  
INPUT:AC85-265V



**MK-F813C-2**

GY BK

POWER:2X3W/2X1W  
CHIP:SMD/COB/XPE/HIGH POWER LED  
IP RATING:P54  
SIZE:L79\*W70\*H36mm  
MATERIAL:PC+PMMA+aluminum  
INPUT:AC100-240V 50/60Hz



**MK-F813C-4**

GY BK

POWER:4X3W/4X1W  
CHIP:SMD/COB/XPE/HIGH POWER LED  
IP RATING:P54  
SIZE:L116\*W80\*H40mm  
MATERIAL:PC+PMMA+aluminum  
INPUT:AC100-240V 50/60Hz



**MK-F813C-6**

GY BK

POWER:6X3W/6X1W  
CHIP:SMD/COB  
IP RATING:P54  
SIZE:L182\*W80\*H40mm  
MATERIAL:PC+PMMA+aluminum  
INPUT:AC100-240V 50/60Hz



**MK-F813C-8**

GY BK

POWER:8X3W/8X1W  
CHIP:SMD/COB  
IP RATING:P54  
SIZE:L218\*W80\*H50mm  
MATERIAL:PC+PMMA+aluminum  
INPUT:AC100-240V 50/60Hz



**MK-F813C-12**

GY BK

POWER:12X3W/12X1W  
CHIP:SMD/COB  
IP RATING:P54  
SIZE:L298\*W80\*H50mm  
MATERIAL:PC+PMMA+aluminum  
INPUT:AC100-240V 50/60Hz



**MK-F813C-16**

GY BK

POWER:16X3W/16X1W  
CHIP:SMD/COB  
IP RATING:P54  
SIZE:L395\*W80\*H50mm  
MATERIAL:PC+PMMA+aluminum  
INPUT:AC100-240V 50/60Hz






**MK-W82**

POWER:12W  
IP RATING: IP54  
SIZE:150X150MM  
INPUT:AC85-265V



**MK-W83**

POWER:12W  
IP RATING: IP54  
SIZE:150X150X50MM  
INPUT:AC85-265V



**MK-W84-1**

POWER:12W  
IP RATING: IP54  
SIZE:110X95X135MM  
INPUT:AC85-265V



**MK-W84-2**

POWER:24W  
IP RATING: IP54  
SIZE:190X95X135MM  
INPUT:AC85-265V



**MK-F682**

POWER:6W  
IP RATING: IP54  
SIZE:165X95X56MM  
INPUT:AC85-265V



**MK-496-1**

POWER:3W/5W/GU10  
IP RATING: IP54  
SIZE:100X100X100MM  
INPUT:AC85-265V



**MK-495-1**

POWER:3W/5W/GU10  
IP RATING: IP54  
SIZE:100X100X100MM  
INPUT:AC85-265V



**MK-F811**

POWER:2X3W/2X7W/GU10  
IP RATING: IP54  
SIZE: S:150X80X68MM  
L:200X105X105MM  
INPUT:AC85-265V



**MK-W85-1**

POWER:5W  
IP RATING: IP54  
SIZE:100X102X78MM  
INPUT:AC85-265V



**MK-F808F-2**

POWER:2X7W  
IP RATING: IP54  
SIZE:200X100X77MM  
INPUT:AC85-265V



**MK-W86-1**

POWER:5W  
IP RATING: IP54  
SIZE:100X102X78MM  
INPUT:AC85-265V



**MK-F808Y-2**

POWER:2X7W  
IP RATING: IP54  
SIZE:200X100X77MM  
INPUT:AC85-265V



**MK-F809**

POWER:6W  
IP RATING: IP54  
SIZE:165X95X56MM  
INPUT:AC85-265V



**MK-496-2**

POWER:2X3W/2X5W/GU10  
IP RATING: IP54  
SIZE:65X90X150MM  
INPUT:AC85-265V



**MK-495-2**

POWER:2X3W/2X5W/GU10  
IP RATING: IP54  
SIZE:65X90X150MM  
INPUT:AC85-265V




**MK-F810-S/MK-F810-L**

POWER:2X3W/2X7W/GU10  
IP RATING: IP54  
SIZE: S:150X80X68MM  
L:200X105X105MM  
INPUT:AC85-265V




BRIDGELUX/CREE/SAN AN



**MK-689-2/MK-689-1**

POWER: 3W/5W 82x78x65mm  
2x3W/2x5W 100x95x100mm  
IP RATING: IP65  
INPUT: AC85-265V



**MK-W92-1/-2**

POWER: LED 1x7W/LED 2x7W  
IP RATING: IP65  
SIZE: 200x100x100mm  
INPUT: AC85-265V




**MK-W93**

POWER: LED 2x3W  
IP RATING: IP65  
SIZE: 90x60x165mm  
INPUT: AC85-265V




**MK-W100**

POWER: 4X3W  
IP RATING: IP54  
SIZE: 280X280X65MM  
INPUT: AC85-265V



**MK-W97-1**

POWER: 1X3W  
IP RATING: IP54  
SIZE: 83X70X53MM  
INPUT: AC85-265V



**MK-F819-2**

POWER: 2X3W  
IP RATING: IP54  
SIZE: 83X70X53MM  
INPUT: AC85-265V



**MK-F499**

POWER: 2X3W  
IP RATING: IP54  
SIZE: 55X85X170MM  
INPUT: AC85-265V



**MK-W99**

POWER: 2X3W/2X5W  
IP RATING: IP54  
SIZE: 150X75X75/170X75X75  
200X85X85MM  
INPUT: AC85-265V



**MK-W91-1**

POWER: 3W  
CHIP: COB  
IP RATING: IP54  
SIZE: L260\*W130\*H55mm  
BEAM ANGLE: 120°  
MATERIAL: Aluminum+Glass  
INPUT: AC100-240V 50/60Hz



**MK-W94-2**

POWER: 10W  
CHIP: COB  
IP RATING: IP54  
SIZE: L260\*W130\*H60mm  
BEAM ANGLE: 120°  
MATERIAL: Aluminum+Glass  
INPUT: AC100-240V 50/60Hz



**MK-W95**

POWER: 3W  
CHIP: COB  
IP RATING: IP54  
SIZE: L260\*W130\*H55mm  
BEAM ANGLE: 120°  
MATERIAL: Aluminum+Glass  
INPUT: AC100-240V 50/60Hz



**MK-W96**

POWER: 8W  
CHIP: SMD  
IP RATING: IP54  
SIZE: D160\*H75mm  
BEAM ANGLE: 45°  
MATERIAL: Glass+aluminum  
INPUT: AC100-240V 50/60Hz




**MK-W101-1**

POWER: 3W  
IP RATING: IP54  
SIZE: 160X100X60MM  
INPUT: AC85-265V



**MK-W101-2**

POWER: 2X3W  
IP RATING: IP54  
SIZE: 160X100X70MM  
INPUT: AC85-265V





**MK-W102-1**

POWER: 5W  
IP RATING: IP54  
SIZE: 140X126X120MM  
INPUT: AC85-265V



**MK-8874-2**

POWER: 10W  
IP RATING: IP54  
SIZE: 140X126X140MM  
INPUT: AC85-265V





**MK-F857-130**

POWER:LED 2x3W  
IP RATING: IP65  
SIZE:H130/H150X70X60  
INPUT:AC85-265V



**MK-F857-200**

POWER: LED 2x5W  
IP RATING: IP65  
SIZE:200x100x107  
INPUT:AC85-265V



**MK-F857-300**

POWER: LED 2x10W  
IP RATING: IP65  
SIZE:300x150x140  
INPUT:AC85-265V



**MK-F857-400**

POWER: LED 2x15W  
IP RATING: IP65  
SIZE:400x195x180  
INPUT:AC85-265V




**MK-W104-200**

POWER: LED 2x5W  
IP RATING: IP65  
SIZE:200x100x107  
INPUT:AC85-265V



**MK-W105-200**

POWER: LED 2x5W  
IP RATING: IP65  
SIZE:200x100x107  
INPUT:AC85-265V




**MK-W106-200**

POWER: LED 2x5W  
IP RATING: IP65  
SIZE:200x100x107  
INPUT:AC85-265V




**MK-W107**

POWER:GU10  
IP RATING: IP54  
SIZE:90X195  
INPUT:AC85-265V



**MK-F857F-2**

POWER:LED 2x3/5/10/15W  
IP RATING: IP65  
SIZE:130/200/300/400  
INPUT:AC85-265V




**MK-W108B(WH)**

POWER:LED 2x3/5/10/15W  
IP RATING: IP65  
SIZE:130/200/300/400  
INPUT:AC85-265V




**MK-W108A-1(BK+GD)**

POWER: LED 1x3/5/10/15W  
IP RATING: IP65  
SIZE:65/100/150/200  
INPUT:AC85-265V



**MK-W109**

POWER:2X3W  
IP RATING: IP54  
SIZE:150X70X60MM  
INPUT:AC85-265V



**MK-W110-2**

POWER:LED 2x3W  
IP RATING: IP65  
SIZE:Φ100x40  
INPUT:AC85-265V



**MK-W111**

POWER:LED 4x3W  
IP RATING: IP65  
SIZE:Φ100x40  
INPUT:AC85-265V



**MK-F6007F-4BK+WH**

POWER: LED 4x3W  
IP RATING: IP65  
SIZE:100x100x40  
INPUT:AC85-265V



**MK-F6007F-8BK+WH**

POWER: LED 8x3W  
IP RATING: IP65  
SIZE:100x100x40  
INPUT:AC85-265V



**MK-W113**

POWER: LED 2x3W  
IP RATING: IP65  
SIZE:130x50x40  
INPUT:AC85-265V





**MK-812F-200**

POWER: 5W  
IP RATING: IP20  
SIZE: 200X80X100  
INPUT: AC85-265V



**MK-812F-250/MK-812F-350**

POWER: 10W/15W  
IP RATING: IP20  
SIZE: 250X60X100/350X60X100  
INPUT: AC85-265V




**MK-812Y-160/MK-812Y-250**

POWER: 5W  
IP RATING: IP20  
SIZE: 160X100X90/250X100X100  
INPUT: AC85-265V



**MK-812Y-410**

POWER: 10W/15W  
IP RATING: IP20  
SIZE: 410X100X100  
INPUT: AC85-265V



**MK-F818S**

POWER: 2X5W  
IP RATING: IP20  
SIZE: 100X100X80MM  
INPUT: AC85-265V



**MK-W117**

POWER: 2X3W  
IP RATING: IP20  
SIZE: 160X70X95MM  
INPUT: AC85-265V



**MK-W118**

POWER: 10W  
IP RATING: IP20  
SIZE: 300X80X55MM  
INPUT: AC85-265V



**MK-W119/W120**

POWER: 7W  
IP RATING: IP20  
SIZE: 90X45X50/85X65X40MM  
INPUT: AC85-265V



**MK-W121-S**

POWER: 2X3+4W  
IP RATING: IP54  
SIZE: 155X60X67MM  
INPUT: AC85-265V




**MK-W121-M**

POWER: 2X5+6W  
IP RATING: IP54  
SIZE: 220X60X67MM  
INPUT: AC85-265V




**MK-W121-L**

POWER: 2X7+8W  
IP RATING: IP54  
SIZE: 365X60X67MM  
INPUT: AC85-265V



**MK-XS12-6W**

POWER: 6W  
IP RATING: IP54  
SIZE: 240X80X75MM  
INPUT: AC85-265V




**MK-W418D**

POWER: 2X3W  
IP RATING: IP54  
SIZE: 140X80X65MM  
INPUT: AC85-265V




**MK-2002A**

POWER: 上下7条光10W  
IP RATING: IP54  
SIZE: 100X100X105MM  
INPUT: AC85-265V



**MK-W126**

POWER: 4X3W  
IP RATING: IP54  
SIZE: 109X109X62MM  
INPUT: AC85-265V



**MK-W127-12+2**

POWER: 12+2W  
IP RATING: IP54  
SIZE: 190X190X45MM  
INPUT: AC85-265V





**MK-F807**

POWER: 5W/10W/15W  
IP RATING: IP65  
SIZE: S: 92X95X90  
M: 120X125X120  
L: 155X150X145  
INPUT: AC85-265V



**MK-F806**

POWER: 5W/10W/15W  
IP RATING: IP65  
SIZE: S: 92X95X90  
M: 120X125X120  
L: 155X150X145  
INPUT: AC85-265V



**MK-F814Y**

POWER: 5W/10W/15W  
IP RATING: IP65  
SIZE: S: 125X148X45  
M: 150X175X52  
L: 196X230X52  
INPUT: AC85-265V



**MK-F814F**

POWER: 5W/10W/15W  
IP RATING: IP65  
SIZE: S: 127X148X47  
M: 190X164X52  
L: 205X235X55  
INPUT: AC85-265V



**MK-813S-115**

POWER: 2x3W  
IP RATING: IP65  
SIZE: 115x90x35  
INPUT: AC85-265V



**MK-813M-175**

POWER: 2x6W  
IP RATING: IP65  
SIZE: 175x90x35  
INPUT: AC85-265V



**MK-813L-300**

POWER: 2x10W  
IP RATING: IP65  
SIZE: 300x90x35  
INPUT: AC85-265V



**MK-813XL-400**

POWER: 2x12W  
IP RATING: IP65  
SIZE: 400x90x35  
INPUT: AC85-265V



**MK-W132A**

POWER: LED 2x3W  
IP RATING: IP65  
SIZE: 140x80x65  
INPUT: AC85-265V



**MK-W132B**

POWER: LED 2x3W  
IP RATING: IP65  
SIZE: 140x80x65  
INPUT: AC85-265V




**MK-W132C**

POWER: LED 2x3W  
IP RATING: IP65  
SIZE: 140x80x65




**MK-W133**

POWER: LED 10W  
IP RATING: IP65  
SIZE: 192x97x75  
INPUT: AC85-265V




**MK-W134-1**

POWER: LED 1x3W  
IP RATING: IP65  
SIZE: 66x70x42  
INPUT: AC85-265V




**MK-F683S-2**

POWER: 2x3W  
IP RATING: IP65  
SIZE: 88x70x42  
INPUT: AC85-265V



**MK-W135-1**

POWER: LED 1x7W  
IP RATING: IP65  
SIZE: 148x100x65  
INPUT: AC85-265V



**MK-W135-2**

POWER: LED 2x7W  
IP RATING: IP65  
SIZE: 148x130x65  
INPUT: AC85-265V





**MK-F803A**

POWER: 3x3W  
IP RATING: IP65  
SIZE: 205x160x45  
INPUT: AC85-265V



**MK-F802-3**

POWER: 3x3W  
IP RATING: IP65  
SIZE: 150x128x40  
INPUT: AC85-265V



**MK-F802-4**

POWER: 4x3W  
IP RATING: IP65  
SIZE: 132x132x140  
INPUT: AC85-265V



**MK-F842-1**

POWER: 1x3W  
IP RATING: IP65  
SIZE: 115x68x65  
INPUT: AC85-265V



**MK-W139-2**

POWER: LED 2x3W  
IP RATING: IP65  
SIZE: 200x160x62  
INPUT: AC85-265V



**MK-W139-4**

POWER: LED 4x3W  
IP RATING: IP65  
SIZE: 208x160x63  
INPUT: AC85-265V



**MK-W139-6**

POWER: LED 6x3W  
IP RATING: IP65  
SIZE: 208x165x66  
INPUT: AC85-265V



**MK-F842-2**

POWER: LED 2x3W  
IP RATING: IP65  
SIZE: 185x70x65  
INPUT: AC85-265V



**MK-B47-R1**

POWER: GU10/2x3W  
CHIP: COB  
IP RATING: IP65  
SIZE: 65x160  
INPUT: AC85-265V



**MK-B47-R2**

POWER: GU10/2x5W  
CHIP: COB  
IP RATING: IP65  
SIZE: 90x260  
INPUT: AC85-265V



**MK-B47-R3**

POWER: GU10/2x10W  
CHIP: COB  
IP RATING: IP65  
SIZE: 108x300  
INPUT: AC85-265V



**MK-B47-R4**

POWER: GU10/LED2x15W  
CHIP: COB  
IP RATING: IP65  
SIZE: 145x300  
INPUT: AC85-265V



**MK-W141-S1**

POWER: GU10/2x3W  
CHIP: COB  
IP RATING: IP65  
SIZE: 63x63x160  
INPUT: AC85-265V



**MK-W141-S2**

POWER: GU10/2x5W  
CHIP: COB  
IP RATING: IP65  
SIZE: 90x90x260  
INPUT: AC85-265V



**MK-W141-S3**


POWER: GU10/2x10W  
CHIP: COB  
IP RATING: IP65  
SIZE: 120x120x300  
INPUT: AC85-265V



**MK-W141-S4**

POWER: GU10/LED2x10W  
CHIP: COB  
IP RATING: IP65  
SIZE: 150x150x300  
INPUT: AC85-265V





**MK-W142-1-S/L**

POWER: LED 3X1W  
E27/LED 1X10W  
IP RATING: IP65  
SIZE: 80X90X140  
180X150X245  
INPUT: AC85-265V



**MK-W142-2**

POWER: LED 2X3W  
IP RATING: IP65  
SIZE: 80X65X140  
INPUT: AC85-265V



**MK-5008B** GY BK

POWER: 6W  
CHIP: COB  
IP RATING: IP54  
SIZE: L148\*W98\*H60mm  
BEAM ANGLE: 120°  
MATERIAL: Aluminum + Glass  
INPUT: AC100-240V 50/60Hz



**MK-5008A** GY BK

POWER: 6W  
CHIP: COB  
IP RATING: IP54  
SIZE: L148\*W98\*H60mm  
BEAM ANGLE: 120°  
MATERIAL: Aluminum + Glass  
INPUT: AC100-240V 50/60Hz



**MK-W149-S/L**

POWER: 6W/10W  
IP RATING: IP65  
SIZE: 158X61X100/260X61X100  
INPUT: AC85-265V



**MK-W150-S/L**

POWER: 2X6W/2X10W  
IP RATING: IP65  
SIZE: 158X61X100/260X61X100  
INPUT: AC85-265V



**MK-F877-S/M/L**

POWER: 2X3W/2X5W  
IP RATING: IP65  
SIZE: 175X175X90 115X55X70  
200X180  
INPUT: AC85-265V



**MK-W152**

POWER: 10W  
IP RATING: IP65  
SIZE: 260X105X105  
INPUT: AC85-265V



**MK-F861**

POWER: LED 2X3W  
IP RATING: IP65  
SIZE: 160X70X60  
INPUT: AC85-265V



**MK-W146-S/L**

POWER: 2X3W/2X5W  
IP RATING: IP65  
SIZE: 110X20XH107mm  
175X25XH107mm  
INPUT: AC85-265V



**MK-W147-S/M/L**

POWER: 7W/12W/18W  
IP RATING: IP65  
SIZE: Φ100X58/Φ150X62/Φ198X62  
INPUT: AC85-265V



**MK-W148**

POWER: 6W  
IP RATING: IP65  
SIZE: Φ190X65  
INPUT: AC85-265V



**MK-F843Y**

POWER: LED 7W/12W  
IP RATING: IP65  
SIZE: Φ133X67/Φ165X100  
INPUT: AC85-265V



**MK-F843F**

POWER: LED 7W/12W  
IP RATING: IP65  
SIZE: 133X133X67/160X160X100  
INPUT: AC85-265V



**MK-2510**


POWER: LED 7W/12W  
IP RATING: IP65  
SIZE: Φ133X67/Φ165X100  
INPUT: AC85-265V



**MK-2511**


POWER: LED 7W/12W  
IP RATING: IP65  
SIZE: 133X133X67/160X160X100/Φ110  
INPUT: AC85-265V





**MK-W157**

POWER:2X5W  
IP RATING: IP54  
SIZE:140X145X30MM  
INPUT:AC85-265V




**MK-W158-1**

POWER:7W  
IP RATING: IP54  
SIZE:125X80X110MM  
INPUT:AC85-265V



**MK-W158-2**

POWER:12W  
IP RATING: IP54  
SIZE:125X80X150MM  
INPUT:AC85-265V




**MK-W159**

POWER:12W  
IP RATING: IP54  
SIZE:100X145X17MM  
INPUT:AC85-265V



**MK-W160-1**

POWER:6W  
IP RATING: IP54  
SIZE:120X100X90MM  
INPUT:AC85-265V




**MK-W161-2**

POWER:2X6W  
IP RATING: IP54  
SIZE:200X100X90MM  
INPUT:AC85-265V




**MK-W162**

POWER:12W  
IP RATING: IP54  
SIZE:200X100X60MM  
INPUT:AC85-265V



**MK-W163**

POWER:2X6W  
IP RATING: IP54  
SIZE:160X130X75MM  
INPUT:AC85-265V



**MK-W164**

POWER:2X6W  
IP RATING: IP54  
SIZE:160X110X75MM  
INPUT:AC85-265V




**MK-W165**

POWER:2X6W  
IP RATING: IP54  
SIZE:160X130X75MM  
INPUT:AC85-265V



**MK-W166**

POWER:2X6W  
IP RATING: IP54  
SIZE:160X110X75MM  
INPUT:AC85-265V



**MK-W167**

POWER:2X6W  
IP RATING: IP54  
SIZE:160X130X75MM  
INPUT:AC85-265V



**MK-W168**

POWER:2X6W  
IP RATING: IP54  
SIZE:160X130X75MM  
INPUT:AC85-265V



**MK-W169**

POWER:2X6W  
IP RATING: IP54  
SIZE:160X130X75MM  
INPUT:AC85-265V





**MK-1031A**

POWER: LED 1x5W  
IP RATING: IP65  
SIZE:100x90x90  
INPUT:AC85-265V



**MK-1032A**

POWER: LED 2X5W  
IP RATING: IP65  
SIZE:100x90x135  
INPUT:AC85-265V



**MK-1033A**

POWER: LED 1x5W  
IP RATING: IP65  
SIZE:100x90x90  
INPUT:AC85-265V



**MK-1034A**

POWER: LED 2X5W  
IP RATING: IP65  
SIZE:100x90x135  
INPUT:AC85-265V



**MK-F845-12W**

POWER: 12W  
IP RATING: IP65  
SIZE:198x160x59  
INPUT:AC85-265V



**MK-F846-12W**

POWER:12W  
IP RATING: IP65  
SIZE:198x160x59  
INPUT:AC85-265V



**MK-F844-12W**

POWER: 12W  
IP RATING: IP65  
SIZE:198x160x59  
INPUT:AC85-265V



**MK-F847-12W**

POWER: 12W  
IP RATING: IP65  
SIZE:198x160x59  
INPUT:AC85-265V



**MK-W173**

POWER: LED 10W  
IP RATING: IP65  
SIZE:200x100x73  
INPUT:AC85-265V



**MK-W174**

POWER: LED 10W  
IP RATING: IP65  
SIZE:138x230x47  
INPUT:AC85-265V



**MK-W175**

POWER: LED 10W  
IP RATING: IP65  
SIZE:130x100x230  
INPUT:AC85-265V



**MK-W176**

POWER: LED 10W  
IP RATING: IP65  
SIZE:210x110x105  
INPUT:AC85-265V



**MK-W181**

POWER: LED 7W  
IP RATING: IP65  
SIZE:165x130x47  
INPUT:AC85-265V



**MK-W182**

POWER:LED 2X7W  
IP RATING: IP65  
SIZE:240x130x47  
INPUT:AC85-265V



**MK-F878F**


POWER: 10W  
IP RATING: IP65  
SIZE:160x90x77  
INPUT:AC85-265V



**MK-F878Y**

POWER: 10W  
IP RATING: IP65  
SIZE:160x90x77  
INPUT:AC85-265V






**MK-F880**

POWER: LED 2X6W  
IP RATING: IP65  
SIZE: Φ160X35  
INPUT: AC85-265V



**MK-F880A**

POWER: LED 2X6W  
IP RATING: IP65  
SIZE: 160X125X35  
INPUT: AC85-265V




**MK-F880B**

POWER: LED 2X6W  
IP RATING: IP65  
SIZE: 160X90X35  
INPUT: AC85-265V



**MK-F873**

POWER: LED 18W  
IP RATING: IP65  
SIZE: 200X200X45  
INPUT: AC85-265V




**MK-F872**

POWER: LED 18W  
IP RATING: IP65  
SIZE: Φ200X45  
INPUT: AC85-265V




**MK-F871**

POWER: LED 12W  
IP RATING: IP65  
SIZE: 200X120X45  
INPUT: AC85-265V



**MK-F837**

POWER: LED 5W  
IP RATING: IP65  
SIZE: 320x225x245  
INPUT: AC85-265V



**MK-F823**

POWER: LED 10W  
IP RATING: IP65  
SIZE: 400x130x283  
INPUT: AC85-265V



**MK-F841F**

POWER: LED 12W  
IP RATING: IP65  
SIZE: 150x150x260  
INPUT: AC85-265V



**MK-F833**

POWER: LED 10W  
IP RATING: IP65  
SIZE: 305x90x140  
INPUT: AC85-265V



**MK-F841Y-BD**

POWER: LED 12W  
IP RATING: IP65  
SIZE: 150x150x260  
INPUT: AC85-265V



**MK-F8001/MK-F800-A**

POWER: LED 10W  
IP RATING: IP65  
SIZE: 170X100X192  
INPUT: AC85-265V





**MK-W195**

POWER: E27/LED 5W/15W  
IP RATING: IP65  
SIZE: 225x80x75/342x120x107  
INPUT: AC85-265V



**MK-W196**

POWER: E27/LED 3x1W  
IP RATING: IP65  
SIZE: 228x80x76  
INPUT: AC85-265V



**MK-W197**

POWER: E27/LED 1x10W  
IP RATING: IP65  
SIZE: 120x80x265  
INPUT: AC85-265V




**MK-F295**

POWER: E27/LED 1x10W  
IP RATING: IP65  
SIZE: 115x115x250  
INPUT: AC85-265V



**MK-2670**

POWER: E27/LED 10W/15W/30W  
IP RATING: IP65  
SIZE: 260x125x125/385x130x140  
420x130x140  
INPUT: AC85-265V



**MK-F462**

POWER: E27/LED 1x15W  
IP RATING: IP65  
SIZE: 130x110x385  
INPUT: AC85-265V



**MK-W205**

POWER: E27/LED 1x10W  
IP RATING: IP65  
SIZE: 170x280x80  
INPUT: AC85-265V



**MK-W206**

POWER: E27/LED 1x10W  
IP RATING: IP65  
SIZE: 170x280x80  
INPUT: AC85-265V



**MK-W199**

POWER: E27/LED 1x10W  
IP RATING: IP65  
SIZE: 125x75x260  
INPUT: AC85-265V



**MK-W200**

POWER: E27/LED 1x10W  
IP RATING: IP65  
SIZE: 125x110x260  
INPUT: AC85-265V




**MK-W201**

POWER: E27/LED 1x10W  
IP RATING: IP65  
SIZE: 125x110x260  
INPUT: AC85-265V



**MK-W202**

POWER: E27/LED 1x10W  
IP RATING: IP65  
SIZE: 125x105x260  
INPUT: AC85-265V



**MK-W207**

POWER: E27/LED 1x10W  
IP RATING: IP65  
SIZE: 235x235x100  
INPUT: AC85-265V



**MK-W208**

POWER: E27/LED 1x10W  
IP RATING: IP65  
SIZE: 235x235x100  
INPUT: AC85-265V



**MK-W209**

POWER: LED 1x10W  
IP RATING: IP65  
SIZE: 120x95x350  
INPUT: AC85-265V



**MK-W210**

POWER: E27/LED 1x10W  
IP RATING: IP65  
SIZE: 120x95x350  
INPUT: AC85-265V





**MK-W211-A**

POWER: E27/LED 1x5W  
IP RATING: IP65  
SIZE: 350x200x130  
INPUT: AC85-265V



**MK-W211-B**

POWER: E27/LED 1x5W  
IP RATING: IP65  
SIZE: 350x200x130  
INPUT: AC85-265V



**MK-W212**

POWER: LED 1x10W/E27  
IP RATING: IP65  
SIZE: 125x110x260  
INPUT: AC85-265V



**MK-W213**

POWER: LED 20W  
IP RATING: IP65  
SIZE: L160xW45xH200



**MK-F003-1L/MK-F003-1XL**

POWER: E27  
S: LED 1x10W 145x65mm  
M: LED 1x12W 220x75mm  
L: LED 15+7W 275x85mm  
XL: LED 24W 300x100mm  
IP RATING: IP65  
INPUT: AC85-265V



**MK-F003-5L/MK-F003-5XL**

POWER: E27  
S: LED 1x10W 145x65mm  
M: LED 1x12W 220x75mm  
L: LED 15+7W 275x85mm  
XL: LED 24W 300x100mm  
IP RATING: IP65  
INPUT: AC85-265V



**MK-F003-3L/MK-F003-3XL**

POWER: E27  
M: LED 12W 220x75MM  
L: LED 15+7W 275x85MM  
XL: LED 24W 300x100mm  
IP RATING: IP65  
INPUT: AC85-265V



**MK-F328**

POWER: E27/LED 10W/20W  
IP RATING: IP65  
SIZE: 10W S: 260x125x125  
20W L: 300x140x145  
INPUT: AC85-265V



**MK-F317**

POWER: 10W/20W/E27  
IP RATING: IP65  
SIZE: 125x125x260/300x140x145  
INPUT: AC85-265V



**MK-W215**

POWER: LED 1x15W/E27  
IP RATING: IP65  
SIZE: 280x185x140  
INPUT: AC85-265V



**MK-W216**

POWER: LED 1x15W/E27  
IP RATING: IP65  
SIZE: 280x185x140  
INPUT: AC85-265V



**MK-W220**

POWER: E27  
M: LED 8W 145x145x65mm  
L: LED 15+7W 270x270x80mm  
IP RATING: IP65  
INPUT: AC85-265V



**MK-W221**

POWER: E27  
L: LED 15+7W 270x270x80mm  
IP RATING: IP65  
INPUT: AC85-265V



**MK-W222**

POWER: E27  
M: LED 8W 145x145x65mm  
L: LED 15+7W 270x270x80mm  
IP RATING: IP65  
INPUT: AC85-265V





MK-W223

POWER:E27  
IP RATING: IP54  
SIZE:105X245MM  
COLOR:BK/GR/RED BRONZE  
MATERIAL:GLASS+ALUMINUM



MK-W224

POWER:E27  
IP RATING: IP54  
SIZE:105X245MM  
COLOR:BK/GR/RED BRONZE  
MATERIAL:GLASS+ALUMINUM



MK-W225

POWER:E27  
IP RATING: IP54  
SIZE:105X245MM  
COLOR:BK/GR/RED BRONZE  
MATERIAL:GLASS+ALUMINUM



MK-W226

POWER:E27  
IP RATING: IP54  
SIZE:105X400MM  
COLOR:BK/GR/RED BRONZE  
MATERIAL:GLASS+ALUMINUM



MK-W227

POWER:E27  
IP RATING: IP54  
SIZE:105X400MM  
COLOR:BK/GR/RED BRONZE  
MATERIAL:GLASS+ALUMINUM



MK-W233

POWER:E27  
IP RATING: IP54  
SIZE:105X245MM  
COLOR:BK/GR/RED BRONZE  
MATERIAL:GLASS+ALUMINUM



MK-W234

POWER:E27  
IP RATING: IP54  
SIZE:105X195MM  
COLOR:BK/GR/RED BRONZE  
MATERIAL:GLASS+ALUMINUM



MK-W235

POWER:E27  
IP RATING: IP54  
SIZE:105X290MM  
COLOR:BK/GR/RED BRONZE  
MATERIAL:GLASS+ALUMINUM



MK-W236

POWER:E27  
IP RATING: IP54  
SIZE:105X290MM  
COLOR:BK/GR/RED BRONZE  
MATERIAL:GLASS+ALUMINUM



MK-W237

POWER:E27  
IP RATING: IP54  
SIZE:105X245/290MM  
COLOR:BK/GR/RED BRONZE  
MATERIAL:GLASS+ALUMINUM



MK-W228

POWER:E27  
IP RATING: IP54  
SIZE:105X195MM  
COLOR:BK/GR/RED BRONZE  
MATERIAL:GLASS+ALUMINUM



MK-W229

POWER:E27  
IP RATING: IP54  
SIZE:105X320MM  
COLOR:BK/GR/RED BRONZE  
MATERIAL:GLASS+ALUMINUM



MK-W230

POWER:E27  
IP RATING: IP54  
SIZE:110X250MM  
COLOR:BK/GR/RED BRONZE  
MATERIAL:GLASS+ALUMINUM



MK-W231

POWER:E27  
IP RATING: IP54  
SIZE:105X320MM  
COLOR:BK/GR/RED BRONZE  
MATERIAL:GLASS+ALUMINUM



MK-W232

POWER:E27  
IP RATING: IP54  
SIZE:105X400MM  
COLOR:BK/GR/RED BRONZE  
MATERIAL:GLASS+ALUMINUM



MK-W238

POWER:E27  
IP RATING: IP54  
SIZE:105X245MM  
COLOR:BK/GR/RED BRONZE  
MATERIAL:GLASS+ALUMINUM



MK-W239

POWER:E27  
IP RATING: IP54  
SIZE:105X245/290MM  
COLOR:BK/GR/RED BRONZE  
MATERIAL:GLASS+ALUMINUM



MK-W240

POWER:E27  
IP RATING: IP54  
SIZE:110X245/290MM  
COLOR:BK/GR/RED BRONZE  
MATERIAL:GLASS+ALUMINUM



MK-W241

POWER:E27  
IP RATING: IP54  
SIZE:105X195/240MM  
COLOR:BK/GR/RED BRONZE  
MATERIAL:GLASS+ALUMINUM



MK-W242

POWER:E27  
IP RATING: IP54  
SIZE:105X245/290MM  
COLOR:BK/GR/RED BRONZE  
MATERIAL:GLASS+ALUMINUM





### MK-W243

POWER:E27  
 IP RATING: IP54  
 SIZE:φ108/φ145XH300/600  
 /800/1000MM  
 COLOR:BK/GR/RED BRONZE  
 MATERIAL:GLASS+ALUMINUM



### MK-W244

POWER:E27  
 IP RATING: IP54  
 SIZE:φ108/φ145XH300/600  
 /800/1000MM  
 COLOR:BK/GR/RED BRONZE  
 MATERIAL:GLASS+ALUMINUM



### MK-W245

POWER:E27  
 IP RATING: IP54  
 SIZE:φ108/φ145XH300/600  
 /800/1000MM  
 COLOR:BK/GR/RED BRONZE  
 MATERIAL:GLASS+ALUMINUM



### MK-W246

POWER:E27  
 IP RATING: IP54  
 SIZE:φ108/φ145XH300/600  
 /800/1000MM  
 COLOR:BK/GR/RED BRONZE  
 MATERIAL:GLASS+ALUMINUM



### MK-W247

POWER:E27  
 IP RATING: IP54  
 SIZE:φ108/φ145XH300/600  
 /800/1000MM  
 COLOR:BK/GR/RED BRONZE  
 MATERIAL:GLASS+ALUMINUM



### MK-W248

POWER:E27  
 IP RATING: IP54  
 SIZE:φ108/φ145XH300/600  
 /800/1000MM  
 COLOR:BK/GR/RED BRONZE  
 MATERIAL:GLASS+ALUMINUM



## RC-PG SERIES



OTHER OPTIONS/更多方案:

- 1 RGB SERIES RGB系列
- 2 BUILT-IN SENSOR SERIES 内置感应系列



### 技术参数 Technical Specifications

型号 ITEM NUMBER	瓦数 POWER	产品尺寸 SIZE/CM	流明 LM/W	显色指数 CRI	功率因数 PF	输入电源 INPUT VOLTAGE	色温 CCT	防水等级 IP RATE	抗浪涌 ANTI-SURGE	外箱尺寸 CARTON SIZE/CM	装箱 PCS/CTN
RC-PG010	10W	7*9*2.8	8090	80	0.5	100-265V	2700-6500K	IP65	2KV	62*19.5*20.5	50
RC-PG020	20W	13.5*10*2.8	8090	80	0.5	100-265V	2700-6500K	IP65	2KV	37*18.5*40	30
RC-PG030	30W	16*12*2.8	8090	80	0.9	100-265V	2700-6500K	IP65	2KV	40*19.5*30	20
RC-PG050	50W	20*14.5*2.8	8090	80	0.9	100-265V	2700-6500K	IP65	2KV	48*19.5*35	20
RC-PG100	100W	24.2*18*3.2	8090	80	0.9	100-265V	2700-6500K	IP65	2KV	57*22*43	10
RC-PG150	150W	29.2*21.6*4.5	8090	80	0.9	100-265V	2700-6500K	IP65	2KV	55*35*24.5	10
RC-PG200	200W	35*26*4.5	8090	80	0.9	100-265V	2700-6500K	IP65	2KV	40.5*28.5*29	5
RC-PG300	300W	45.5*31.2*4.8	8090	80	0.9	100-265V	2700-6500K	IP65	2KV	48.5*25.5*34.5	4
RC-PG450	400W	51.6*35.4*4.8	8090	80	0.9	100-265V	2700-6500K	IP65	2KV	54.5*19.5*38.5	3



## RC-PGF SERIES



OTHER OPTIONS/更多方案:

- 1 RGB SERIES RGB系列
- 2 BUILT-IN SENSOR SERIES 内置感应系列



### 技术参数 Technical Specifications

型号 ITEM NUMBER	瓦数 POWER	产品尺寸 SIZE/CM	流明 LM/W	显色指数 CRI	功率因数 PF	输入电源 INPUT VOLTAGE	色温 CCT	防水等级 IP RATE	抗浪涌 ANTI-SURGE	外箱尺寸 CARTON SIZE/CM	装箱 PCS/CTN
RC-PGF010	10W	11*3.5*10.8	800	80	0.5	85-265V	3000-6500K	IP65	2KV	24*19.5*23.5	20
RC-PGF020	20W	13*3.5*11.5	1600	80	0.5	85-265V	3000-6500K	IP65	2KV	28*19.5*25	20
RC-PGF030	30W	16.5*3.5*13.5	2400	80	0.5	85-265V	3000-6500K	IP65	2KV	35*19.5*29	20
RC-PGF050	50W	21*4*18	4000	80	0.5	85-265V	3000-6500K	IP65	2KV	42*22.5*20	10
RC-PGF100	100W	27.5*4*23	8000	80	0.9	85-265V	3000-6500K	IP65	2KV	42*29*25	10
RC-PGF150	150W	32.5*4.5*26	12000	80	0.9	85-265V	3000-6500K	IP65	2KV	34*24.5*27.5	5
RC-PGF200	200W	38.5*5*29.5	16000	80	0.9	85-265V	3000-6500K	IP65	2KV	40.5*27*31.5	5





## RC-PB SERIES



### 技术参数 Technical Specifications

型号 ITEMNUMBER	瓦数 POWER	产品尺寸 SIZE/CM	流明 LM/W	显色指数 CRI	功率因数 PF	输入电源 INPUT VOLTAGE	色温 CCT	防水等级 IP RATE	抗浪涌 ANTI-SURGE	外箱尺寸 CARTON SIZE/CM	装箱 PCS/CTN
RC-PB010	10W	12.5*3*11	800	80	0.5	85-265V	3000-6500K	IP65	2KV	32.5*14*24.5	20
RC-PB020	20W	14*3.3*12.5	1600	80	0.5	85-265V	3000-6500K	IP65	2KV	35.5*15.5*27.5	20
RC-PB030	30W	17*3.4*14.5	2400	80	0.5	85-265V	3000-6500K	IP65	2KV	36.5*18.5*16.5	10
RC-PB050	50W	23*3.9*18	4000	80	0.5	85-265V	3000-6500K	IP65	2KV	41.5*24.5*20	10
RC-PB100	100W	30.5*4.6*24	8000	80	0.9	85-265V	3000-6500K	IP65	2KV	25*32*26	5
RC-PB150	150W	34*4.7*27	12000	80	0.9	85-265V	3000-6500K	IP65	2KV	35*28*21	4
RC-PB200	200W	40*4.7*31.5	16000	80	0.9	85-265V	3000-6500K	IP65	2KV	41.5*32.5*21	4



## RC-SZX SERIES




### 技术参数 Technical Specifications

型号 ITEMNUMBER	瓦数 POWER	产品尺寸 SIZE/CM	流明 LM/W	显色指数 CRI	功率因数 PF	输入电源 INPUT VOLTAGE	色温 CCT	防水等级 IP RATE	抗浪涌 ANTI-SURGE	外箱尺寸 CARTON SIZE/CM	装箱 PCS/CTN
RC-SZX030	30W	16*15*4	8090	80	0.9	100-265V	2700-6500K	IP65	2KV	57.5*23.5*36	30
RC-SZX050	50W	20*19.5*4	8090	80	0.9	100-265V	2700-6500K	IP65	2KV	47.5*38.5*23.5	16
RC-SZX100	100W	27.5*20.5*4	8090	80	0.9	100-265V	2700-6500K	IP65	2KV	47.5*31.5*25.5	10
RC-SZX150	150W	34*26*4.5	8090	80	0.9	100-265V	2700-6500K	IP65	2KV	43.5*39*31	8
RC-SZX200	200W	39*30*4.5	8090	80	0.9	100-265V	2700-6500K	IP65	2KV	43*32.5*35	6




## RC-ZH SERIES



### 技术参数 Technical Specifications

型号 ITEMNUMBER	瓦数 POWER	产品尺寸 SIZE/CM	流明 LM/W	显色指数 CRI	功率因数 PF	输入电源 INPUT VOLTAGE	色温 CCT	防水等级 IP RATE	抗浪涌 ANTI-SURGE	外箱尺寸 CARTON SIZE/CM	装箱 PCS/CTN
RC-ZH010	10W	11.5*11*3.8	8090	80	0.5	100-265V	2700-6500K RGB	IP65	2KV	64.5*24.5*25	50
RC-ZH020	20W	13.7*11.8*3.9	8090	80	0.5	100-265V	2700-6500K RGB	IP65	2KV	73*23*33	50
RC-ZH030	30W	16.7*15.6*4.5	8090	80	0.9	100-265V	2700-6500K RGB	IP65	2KV	40*26.5*40	20
RC-ZH050	50W	22.7*19.1*5.1	8090	80	0.9	100-265V	2700-6500K RGB	IP65	2KV	48.5*29*26	10
RC-ZH100	100W	28.5*24*5.8	8090	80	0.9	100-265V	2700-6500K RGB	IP65	2KV	61*35*3	10
RC-ZH150	150W	35*28.4*7	8090	80	0.9	100-265V	2700-6500K RGB	IP65	2KV	45*37*36	5
RC-ZH200	200W	42.3*32.5*7.5	8090	80	0.9	100-265V	2700-6500K RGB	IP65	2KV	47.5*38*27	2
RC-ZH300	300W	46*37.5*7.5	8090	80	0.9	100-265V	2700-6500K RGB	IP65	2KV	50*41*12.5	1
RC-ZH450	400W	56.5*38.2*7.5	8090	80	0.9	100-265V	2700-6500K RGB	IP65	2KV	60*41*12.5	1

## RC-JG SERIES



### 技术参数 Technical Specifications

型号 ITEMNUMBER	瓦数 POWER	产品尺寸 SIZE/CM	流明 LM/W	显色指数 CRI	功率因数 PF	输入电源 INPUT VOLTAGE	色温 CCT	防水等级 IP RATE	抗浪涌 ANTI-SURGE	外箱尺寸 CARTON SIZE/CM	装箱 PCS/CTN
RC-JG030	30W	19*17*5	8090	80	0.9	100-265V	2700-6500K	IP65	2KV	42.5*37*51	20
RC-JG050	50W	24*21*5	8090	80	0.9	100-265V	2700-6500K	IP65	2KV	47.5*38*31	10
RC-JG100	100W	28*25.5*6	8090	80	0.9	100-265V	2700-6500K	IP65	2KV	50*30*36.5	5
RC-JG150	150W	34.5*31*7.5	8090	80	0.9	100-265V	2700-6500K	IP65	2KV	40*36.5*39.5	4
RC-JG200	200W	41*33*12	8090	80	0.9	100-265V	2700-6500K	IP65	2KV	49.5*34.5*42.5	4
RC-JG300	300W	46*43*10.7	8090	80	0.9	100-265V	2700-6500K	IP65	2KV	41*24*43	2
RC-JG400	400W	46.5*44*11.1	8090	80	0.9	100-265V	2700-6500K	IP65	2KV	50.5*47.5*15.5	1

